

Observations of Haitian Immigration to Clark County

Chris Cook, MPH, REHS
Health Commissioner



*Clark County
Combined
Health District*

Observations of Haitian Immigration

Our next generation of leaders is watching us and how we are responding to this unique challenge and opportunity. What legacy message are we sending?



Observations of Haitian Immigration

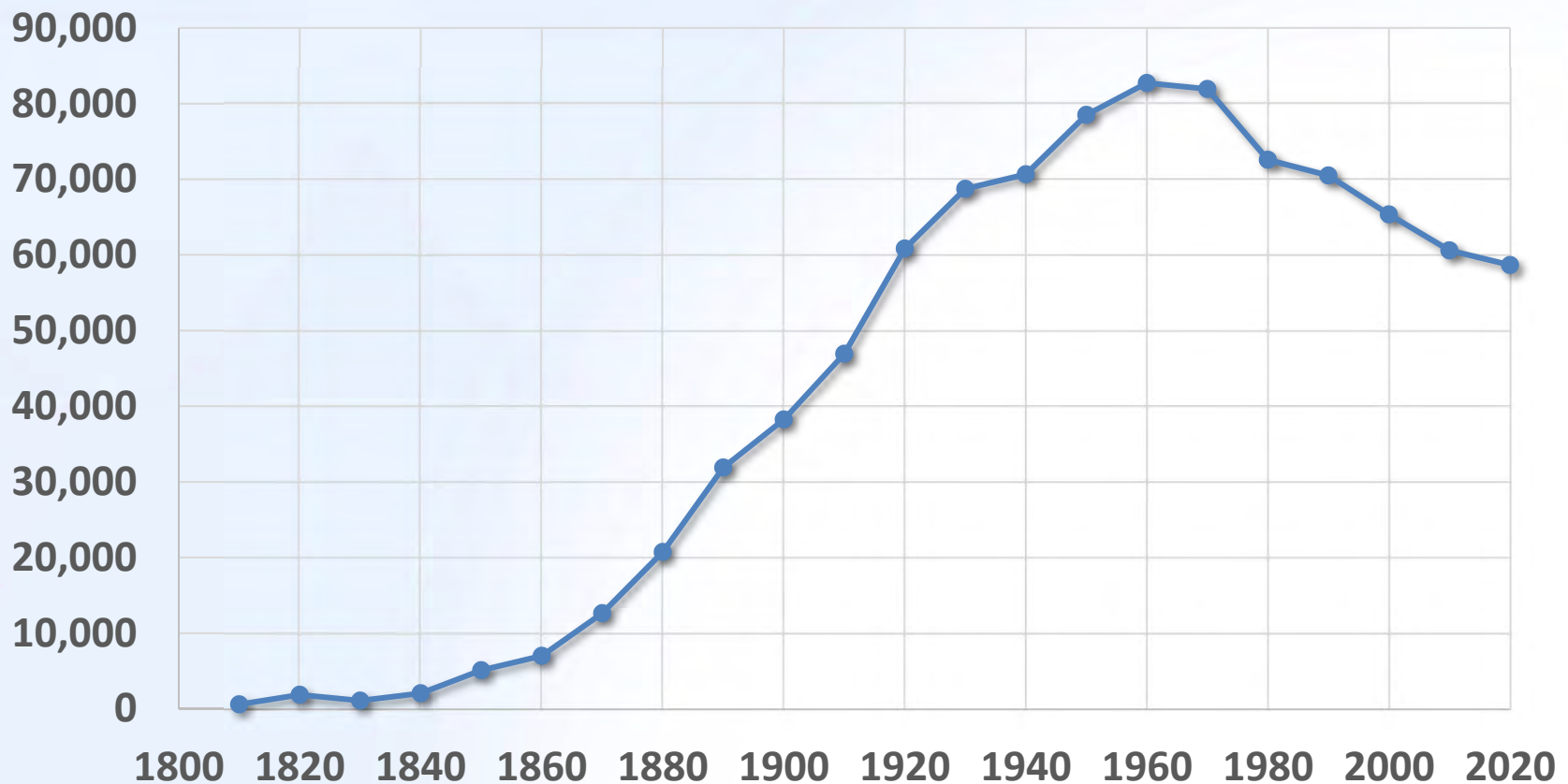
- 🛡️ Real-world, front-line observations
- 🛡️ Based on interactions with...
 - People from Haiti
 - Our patients
 - My staff
 - Other social service agencies, non-profits
- 🛡️ Area of my work for 2½ years

*Hard-working social service agencies



Springfield Population Trend

Population



Foreign-Born Population

Foreign-Born Population

2.13%

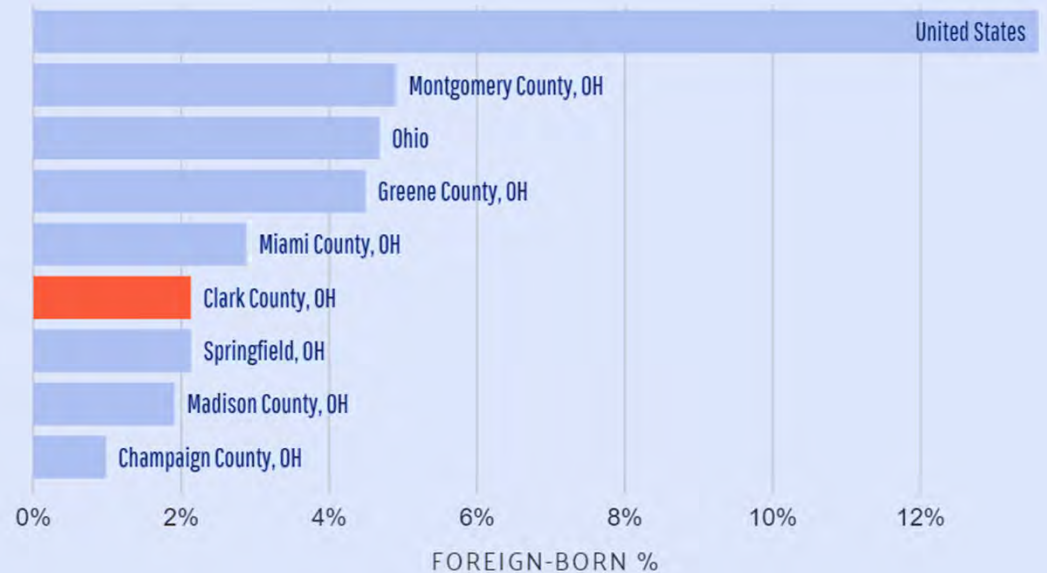
2022 FOREIGN-BORN POPULATION

2.89k people

As of 2022, 2.13% of Clark County, OH residents (2.89k people) were born outside of the United States, which is lower than the national average of 13.6%. In 2021, the percentage of foreign-born citizens in Clark County, OH was 1.85%, meaning that the rate has been increasing.

The following chart shows the percentage of foreign-born residents in Clark County, OH compared to that of its neighboring and parent geographies.

Data from [the Census Bureau ACS 5-year Estimate](#).



The “How Many” Question

- 🛡️ Answers are often agenda-driven
- 🛡️ Data is not current
- 🛡️ **2020** US Census Data
 - **1.14M Haitians** in the United States
 - Miami, New York, Boston, Chicago, LA
 - Florida = 457,000
 - Ohio = 5,300



The “How Many” Question

🛡️ “Distal” data

🛡️ Example:

- 1,500 English Language Learners (ELL) in Springfield City Schools (May 14, 2024)
- Roughly 60% Haitian Creole speaking

🛡️ Estimated **10-12,000 Haitian residents in Clark County**

- Close to 2nd most populous race



Immigration to the US and Ohio

- 🛡️ Immigration is not new to the US
- 🛡️ Immigration is not new to Ohio
 - Bhutanese-Nepali population settled around Columbus beginning in 2008 estimated at more than 30,000



Immigration to the US and Ohio

- 🛡️ Haitian immigration to the US dates back to **1957** when François Duvalier became president of Haiti
 - Immigration to Clark County began to increase in **2020**



Immigration to the US and Ohio

Figure 5. Haitian Migrants at the U.S.-Mexico Border, FY 2010-21



Note: Data for 2021 run through August.

Sources: U.S. Border Patrol "U.S. Border Patrol Nationwide Apprehensions by Citizenship and Sector"

Immigration to the US and Ohio

It's not just Clark County in Ohio

- Allen County (Lima)
- Hancock County (Findlay)
- Columbus
- Cleveland

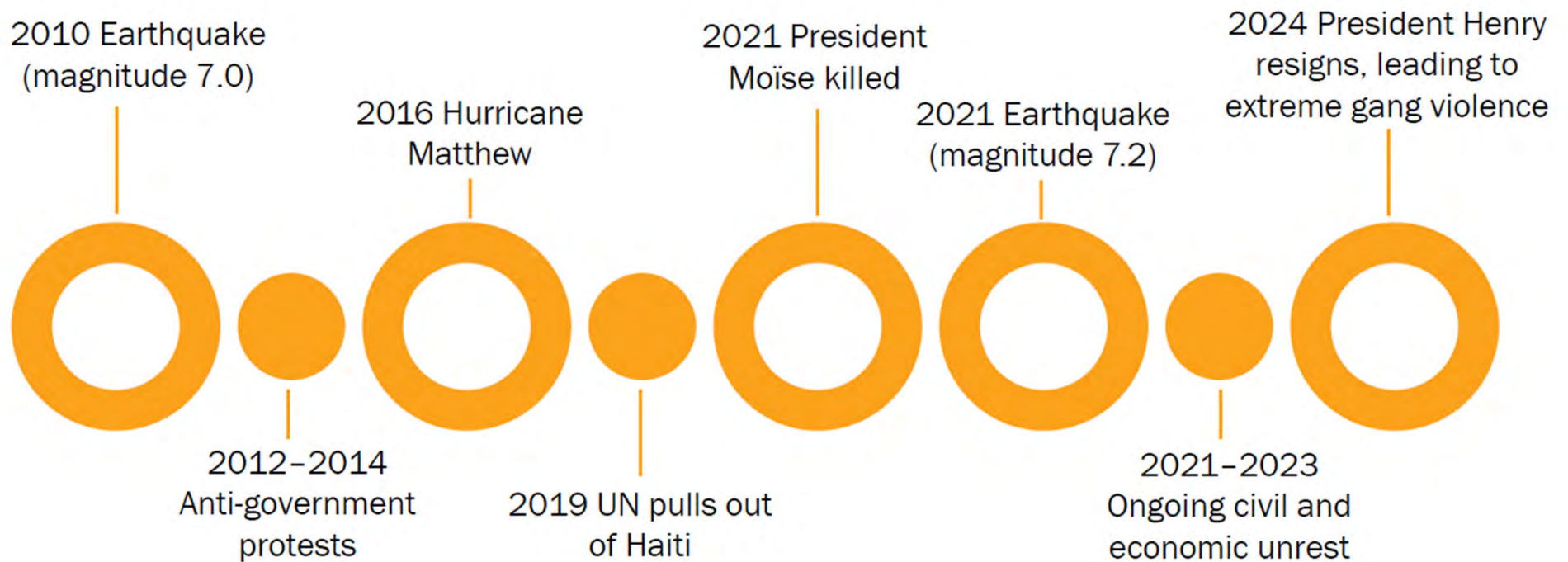


Immigration to the US and Ohio

- 🛡️ They've fled terrible conditions
- 🛡️ They want a better life for their families
- 🛡️ Hardworking
- 🛡️ Grateful
- 🛡️ Resilient
- 🛡️ Family-driven



Immigration to the US and Ohio



Immigration to the US and Ohio

- 🛡️ The challenge in Springfield
 - Speed & volume of immigration
 - Lack of new/increased resources
 - Language barrier
 - Lack of understanding legal status
 - Racism



Observations on Entry and Legal Status

- 🛡️ Haitian immigrants are here legally
- 🛡️ They are not “illegals” or “undocumented”



Observations on Entry and Legal Status

 Several immigration routes and programs

- **Haitian Family Reunification Program**

(lawful permanent residents/citizens can bring family members)

- **Immigration Parole Program**

(Cubans, Haitians, Nicaraguans, Venezuelans or CHNV)

- **Humanitarian Parole**

(usually granted for 2 years, “CBP One”)



Observations on Entry and Legal Status

- 🛡️ Haiti is designated by the Secretary of Homeland Security for **Temporary Protected Status (TPS)**
 - TPS can be granted for civil war, environmental disaster/epidemic, other conditions that make return unsafe
 - Not a means of entry to the US
- 🛡️ Haitians immigrants must apply for TPS and already be in the US



Observations on Entry and Legal Status

- 🛡️ TPS generally granted for **6-18 months** but can be renewed
- 🛡️ Currently TPS granted through **Feb 3, 2026**
- 🛡️ As the situation in a country changes, TPS can change
- 🛡️ TPS is **complex** and often depends on country of **last residence**, not just **origin**



Observations on Entry and Legal Status



U.S. Citizenship
and Immigration
Services

- Topics ▾
- Forms ▾
- Newsroom ▾
- Citizenship ▾
- Green Card ▾
- Laws ▾
- Tools ▾

[Para tener acceso a este sitio en español, presione aquí](#)

Check Case Processing Times

Select your form, form category, and the office that is processing your case

Refer to your receipt notice to find your form, category, and office. For more information about case processing times and reading your receipt notice, visit the [More Information About Case Processing Times](#) page.

Form *

I-821 | Application for Temporary Protected Status ▾

Form Category *

Haiti Initial ▾

Field Office or Service Center *

California Service Center ▾



Get processing time

Processing time for Application for Temporary Protected Status (I-821) at California Service Center

80% of cases are completed within

10.5
Months

Prevent. Promote. Protect.

-  Countries with Significant Haitian Populations
-  Common Countries of Transit



Source: <https://www.migrationpolicy.org>

Observations on Citizenship

- 🛡️ TPS and Humanitarian Parole are both **temporary benefits**
 - **Does not automatically lead** to lawful permanent residence (LPR) or a “green card”
- 🛡️ Eligibility depends on many factors
- 🛡️ Cannot be deported while granted TPS



Observations on Citizenship

- 🛡️ Moving beyond TPS or humanitarian parole to immigration remedies is **complex**:
 - Requires an experienced immigration attorney
 - Expensive, time-intensive for applicants
 - Asylum from Haiti is not automatic and not easy to attain



Observations on Citizenship

Citizenship

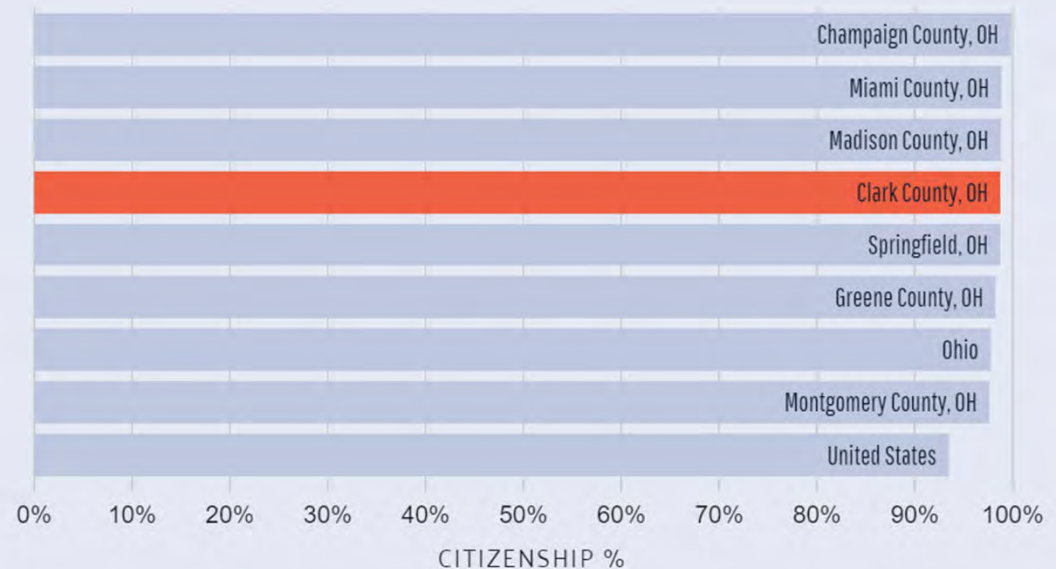
98.7%

2022 CITIZENSHIP

As of 2022, 98.7% of Clark County, OH residents were US citizens, which is higher than the national average of 93.5%. In 2021, the percentage of US citizens in Clark County, OH was 99.1%, meaning that the rate of citizenship has been decreasing.

The following chart shows US citizenship percentages in Clark County, OH compared to that of its neighboring and parent geographies.

Data from [the Census Bureau ACS 5-year Estimate](#).



Observations on Languages

- 🛡️ **Haitian-Creole** is the national language
- 🛡️ **Spanish** is also spoken by a significant number of Haitians in Clark County
- 🛡️ **French** is sometimes read but not often spoken
- 🛡️ Numerous English as a Second Language (ESL) classes in Clark County right now



Haitian Immigrants and Work

- 🛡️ Temporary Protected Status (TPS) allows someone to apply for **Employment Authorization Document (EAD)**
- 🛡️ Complex, several variables, specific time range
- 🛡️ EAD can take weeks to months
- 🛡️ EAD granted through **Aug 3, 2025** for TPS/Haiti



Haitian Immigrants and Work



U.S. Citizenship
and Immigration
Services

[Topics](#) ▾ [Forms](#) ▾ [Newsroom](#) ▾ [Citizenship](#) ▾ [Green Card](#) ▾ [Laws](#) ▾ [Tools](#) ▾

[Para tener acceso a este sitio en español, presione aquí](#)

Check Case Processing Times

Select your form, form category, and the office that is processing your case

Refer to your receipt notice to find your form, category, and office. For more information about case processing times and reading your receipt notice, visit the [More Information About Case Processing Times](#) page.

Form *

I-765 | Application for Employment Authorization ▾

Form Category *

Based on parole ▾

Field Office or Service Center *

National Benefits Center ▾

Get processing time

Processing time for Application for Employment Authorization (I-765) at National Benefits Center

80% of cases are completed within

2
Months

Haitian Immigrants and Work

- 🛡️ Warehouses, manufacturing, service
- 🛡️ **Professionals** often take entry jobs while obtaining license/credentials
- 🛡️ **Social service** agencies
- 🛡️ Opening **businesses**
 - 2 Haitian restaurants
 - 7 Haitian groceries/markets
 - 1 Haitian food truck



Rate of Continued Immigration

🛡️ “Distal” data again...

🛡️ **Steady to slightly decreasing** rate of immigration

- Social service agencies
- Border interaction data





U.S. Customs and Border Protection

U.S. Customs and Border Protection (CBP) Encounters Nationwide, Southwest Land Border, and Northern Land Border Encounters by Fiscal Year (FY)

Citizenship

HAITI

FY

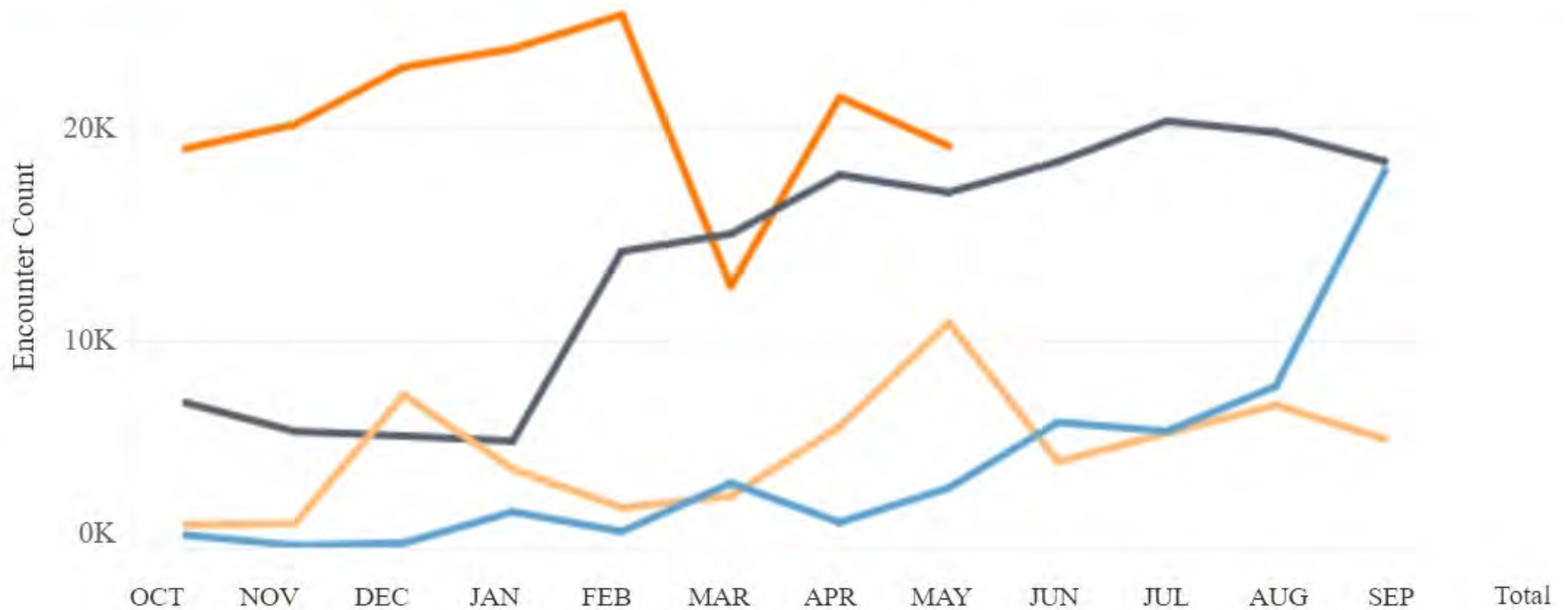
2021

2022


2023

2024 (FYTD)

FY Nationwide Encounters by Month



Benefit Eligibility

 **Same** benefit systems that have been around a **long time** are available to all who **legally qualify** regardless of where they are from or what they look like:

- Financial assistance
- Health and nutrition
- Employment and education
- Housing



Local Initiatives

- 🛡️ Video series in 3 languages
- 🛡️ English language learning classes
- 🛡️ Driving classes, simulators
- 🛡️ Cultural awareness
- 🛡️ Banking, home ownership
- 🛡️ Work opportunities
- 🛡️ Healthcare



Healthcare and the Haitian Culture

- 🛡️ Most people in Haiti don't have health insurance
 - Estimated at less than 5%
- 🛡️ Self-care until it's an emergency
- 🛡️ Hospitals are the only healthcare



Healthcare and the Haitian Culture

- 🛡️ Minimal investment and infrastructure in primary care and preventative healthcare
- 🛡️ Healthcare expenditures
 - Haiti **3%** of GDP
 - United States **17%** of GDP
 - Worldwide average **10%** of GDP

Source: <https://data.worldbank.org>



Healthcare and the Haitian Culture

🛡️ Child and infant health is a universal indicator of overall health

Infant Mortality (deaths per 1,000 births)

United States	Haiti
5.35	43.96

Child Mortality (deaths per 1,000 births)

United States	Haiti
6.25	56.49



Source: <https://data.unicef.org>

Healthcare and the Haitian Culture

Refugee Health Testing Clinic

- Medical screening
- Acute and chronic conditions
- Disease monitoring
- Referral to primary care and other services
- Two visits



Healthcare and the Haitian Culture

Refugee Health Testing Clinic **VISIT #1**

- Vital signs
- Vision and hearing screening
- Mental health screening
- Basic labs
- Health insurance navigation



Healthcare and the Haitian Culture

Refugee Health Testing Clinic **VISIT #2**

- Visit with healthcare provider
- Review labs and health concerns
- Oral health screening
- Begin medications (if needed)
- First doses of vaccines
- Referrals



Prevent. Promote. Protect.

Healthcare and the Haitian Culture



Equality



Equity



© 2017 Robert Wood Johnson Foundation.
May be reproduced with attribution.

Healthcare and the Haitian Culture

- 🛡️ Doesn't matter where people are from or what they look like, any system will struggle to absorb rapid population growth
- 🛡️ Resources and funding must follow
 - Not federal resettlement program
 - There are ways we can all work together to seek resources **while respecting** both **new** and **longtime** residents of Springfield



Immigration to Clark County

- 🛡️ They are here legally and they want a better life
- 🛡️ Social service agencies, non-profits, churches, government agencies, police, fire, EMS, healthcare, schools, and all sectors of our community are working tirelessly to help support everyone who calls Clark County home

➡️ These organizations need to hear something positive from our community



GREETINGS from



Ohio

CITY OF
SPRINGFIELD

FORWARD  TOGETHER

Art Festival
Market

Immigration to Clark County

“There are three ways to ultimate success: The first way is to be kind. The second way is to be kind. The third way is to be kind. Imagine what our neighborhoods would be like if each of us offered, as a matter of course, just one kind word to another person.”

- Mr. Fred Rogers

