

2008

Annual Report



Springfield Police Division
130 North Fountain Avenue
Springfield, Ohio 45502

Stephen P. Moody, Chief



Table of Contents

1. Message from the Chief of Police	page 3
2. Unit Activities	page 4
3. Hour of the Day Activity Summary	page 9
4. Calls for Service Analysis	page 10
5. Call Activity Summary	page 11
6. Offenses reported to law enforcement	page 12
a. Violent Crime analysis	page 13
b. Property Crime analysis	page 14
c. Adult Criminal Arrests	page 15
d. Juvenile Criminal Arrests	page 16
7. Crime Clearance Rate	page 17
a. Violent Crime Clearance Rate	page 17
b. Property Crime Clearance Rates	page 18
c. Crime Index Clearance Rate	page 18
8. Traffic Accident Rate	page 19
9. Awards and Recognition	page 20
10. Budget Expenditures	page 21
11. Organizational Chart	page 12
12. Roster	page 23



Message from the Chief of Police-

It is my pleasure to present the 2008 Springfield Police Division Annual Report. This report offers a summary of events that the Division accomplished during the year. In addition to the statistical data contained in the report, the activity of individual units within the Division is broken down for reference.

While we saw a small spike in violent crime in 2008, we remain 7% below the peak we noted in 2005. Furthermore property crime in Springfield is down an impressive 21% since that same 2005 peak. This was accomplished by teamwork, creative policing strategies and most importantly, the dedication exhibited by the sworn and civilian men and women of the Springfield Police Division.

In 2009 we look forward to a continuation of this excellent performance as well as to finalize some exciting initiatives we have been working on.

Stephen P. Moody, Chief



Mission

**TO SERVE ALL PEOPLE EQUALLY, WITH
THE HIGHEST DEGREE OF PRIDE,
PROFESSIONALISM, AND PERSONAL
INTEGRITY.**




Springfield Police Division Annual Report- 2008 Unit Activities

SOFAST

The Police Division has continued its partnership with the U.S. Marshals service SOFAST program. The SOFAST task force reports the following arrest statistics for Springfield:

Murder- 2
Robbery- 12
Assault- 51
Sex crimes- 3
Dangerous drugs- 47
Kidnapping- 4
Burglary- 20
Larceny- 56
Arson- 2
CCW- 7
Fraud- 19
Crimes against children- 2
Other Felonies- 45
Adam Walsh crimes- 3
Misdemeanors- 68
On-site arrests- 187
Weapons Confiscated- 8



* Photo courtesy of the Springfield News-Sun

GRANTS

The Police Division received the Edward Byrne Memorial Justice Assistance Grant in 2008. The grant was written for the following equipment:

1. Surveillance equipment for the Narcotics Unit
2. Digital Cordless telephone
3. Digital Camcorder
4. 4 (four) monitors and computers
5. Flatbed scanner

This grant totaled \$12,753.00.

We also received the Governor's Highway Safety Board Grant. This grant is to be used for High Visibility Enforcement during heavy traffic events. This grant totaled \$33,429.68(October-October). There were 673 arrests made during this period.

The annual D.A.R.E grant totaled \$36,806.00 this year. This grant is used to offset salaries of the two assigned D.A.R.E officers.



D.A.R.E.

The D.A.R.E program reports the following number of students received officer instruction during the 2008 school year:

1. Approximately 925 2nd grade students
2. Over 1000 third grade students received instruction on seat belt safety
3. Over 925 5th grade students
4. Approximately 825 7th grade students

These numbers include public and private school students.

In addition to regular DARE duties, these officers organize and conduct 2 DARE festivals (400 children) and 3 skating parties (750 children).

The K.I.C.K.S program continued this year, increasing in size to 40 children. This program is an after school activity that teaches children martial arts and discipline.

Safety City, which is sponsored by The Pilot Club, was held in the summer of 2008 and graduated 325 children. This program instructs area children on the dangers they may face in the community.

SCHOOL RESOURCE OFFICERS

With the opening of the new Springfield High School, it became necessary during this school year to increase officer presence at this location. In addition to the two officers that had been assigned to the separate high schools, two additional officers were added. In addition to the four high school resource officers, two other officers are still assigned at the middle school level.

The school resource officers also continued with the “Prom Promise” and “Every 15 Minutes” programs. Both of these programs increase student awareness of the dangers of drinking and driving.

COMMUNITY RESPONSE TEAM

The Community Response Team has had a very active year in 2008. Two Citizen’s Police Academy classes (number 8 & 9) graduated, making the total number of graduates of the program 156. In addition to the Citizen’s Academy, the CRT was involved in the following programs:

1. Clark County TRIAD
2. Keep Clark County Beautiful
3. Women’s Self Defense
4. Presentations to the area scout programs
5. Pandemic Flu events



6. Elderly Safety presentations
7. Internet Safety programs
8. Volunteers in Police Service (VIPS)
9. Recruit training/Laser Shot production videos
10. Memorial Parade/Safety picnic
11. Safety Fair
12. Clark County Fair
13. Law Camp *see below
14. Citizen's Corp.
15. Culturefest
16. Miami Valley's Most Wanted (88% capture rate)
17. Workplace Safety presentations
18. Operation Thanksgiving/Santa (17 families, 45 children)
19. Greater Springfield Friends of the Trail
20. Citizen's Alumni Association* see below
21. Prom Promise
22. Every 15 minutes
23. National Night Out
24. Bike Camp- 90 children

LAW CAMP

Springfield Police Law Camp was held for the first time on August 9, 2008. Forty-eight children went through the program, which is an accelerated Citizen's Academy for youngsters. The one-day event was a hands-on activity that included K-9, SOT, Laser Shot and Crime Scene activities. The Ohio State Highway Patrol, the Springfield Fire Division and the Citizen's Alumni Association assisted the Community Response Team in the event.

SPCAAA

The Springfield Citizen's Police Academy Alumni Association (SPCAAA) assisted the Police Division tremendously in 2008. The organization contributed 2297 volunteer hours during this reporting period. On a national scale, these volunteer hours have a cash value of \$46,514.25. Some of the events in which this group has assisted are as follows:

1. DARE festivals
2. Law Day
3. Memorial Parade
4. Safety Picnic
5. Clark County Fair
6. Bike Camp
7. Relay for Life
8. Traffic Stop training



- 9. Safety Fair
- 10. Culture-fest
- 11. Operation Thanksgiving
- 12. Operation Santa
- 13. National Night Out
- 14. Traffic Division
- 15. Law Camp
- 16. Pandemic Flu exercise
- 17. Holiday in the city

POLICE COMMUNITY CENTER

The Police Division and The Turner Foundation have teamed up this year to bring the old Firehouse #9, located at 17 W. Johnny Lytle, up to standards. The old firehouse will be a police community center. The inside, as well as the outside have been revamped, making the building a comfortable center that will be used for various events and community gatherings. The building is expected to be in full use in the fall of 2009. In addition to the Turner Foundation, the following businesses or organizations have contributed to the project:

- 800 Paint place
- Brain Lumber
- Springfield City Schools
- State of Ohio Department of Corrections
- Adult Parole Authority
- Citizen’s Alumni Association
- Springfield Board of Realtors
- Smith’s Roll Off Service
- Private donations
- Tectonic
- Clark County Facilities
- Wittenberg University
- City of Springfield Service Center
- Fred E. Peter and Son’s
- Northside Appliances
- Volunteer officers from the Springfield Police Division



*Photo courtesy of the Springfield News-Sun



OPERATION THANKSGIVING/OPERATION SANTA

Operation Thanksgiving and Santa assisted 17 families, including 45 children and 18 elderly persons. The SPPA, SCOA, the Alumni Association, Shawnee High School, Springfield High School, the City of Springfield and various private donations help to fund this project.

K-9

The Canine Unit reports the following activity for 2008:

- Total cash recovered- \$6,523.00
- Use of force- 0
- Cocaine- 90 grams
- Crack Cocaine- 133 grams
- Heroin- 6 grams
- Marijuana- 6,954 grams
- Methamphetamine- 392 doses
- Area searches- 13
- Tracks- 14 (7 apprehensions)
- Building searches- 9
- Vehicle searches- 233
- Drug Paraphernalia- 28 items
- Training hours- 342
- Public demonstrations- 7

NARCOTICS/INTELLIGENCE UNIT

The Narcotics Unit reports the following Drug / Property Seizures during 2008.

1. Cocaine - 1 Kilogram, 8.34 Ounces
2. Crack Cocaine - 1 Pound, 5.54 Ounces
3. Heroin - 8.1 Grams and 152 Unit Doses
4. Marijuana - 49.9 Pounds
5. Ecstasy - 388 Doses
6. Rifles - 8
7. Shotguns - 4
8. Handguns - 6
9. Vehicles - 4
10. U.S. Currency - \$50,996.00

*The above totals do not include narcotics purchased from controlled buys.



Hour of the Day Activity Summary- 2008					
			Avg. # of calls per hour	%	
12 AM	to	1 AM	8.92	4.76	
1 AM	to	2 AM	7.70	4.11	
2 AM	to	3 AM	6.91	3.69	
3 AM	to	4 AM	5.44	2.90	
4 AM	to	5 AM	4.10	2.19	
5 AM	to	6 AM	3.11	1.66	
6 AM	to	7 AM	2.59	1.39	
7 AM	to	8 AM	3.43	1.83	
8 AM	to	9 AM	5.15	2.75	
9 AM	to	10 AM	7.00	2.74	
10 AM	to	11 AM	7.41	3.96	
11 AM	to	12 PM	7.25	3.87	
12 PM	to	1 PM	7.78	4.15	
1 PM	to	2 PM	8.40	4.49	
2 PM	to	3 PM	8.53	4.55	
3 PM	to	4 PM	9.51	5.08	
4 PM	to	5 PM	11.54	6.16	
5 PM	to	6 PM	12.48	6.67	
6 PM	to	7 PM	11.16	5.96	
7 PM	to	8 PM	10.16	5.42	
8 PM	to	9 PM	10.08	5.38	
9 PM	to	10 PM	10.22	5.46	
10 PM	to	11 PM	9.63	5.14	
11 PM	to	12 AM	8.84	4.72	

Quietest hour of the day- 6am-7am.

Busiest hour of the day- 5pm-6pm.

*Incidents may not add up to 100%, due to rounding.

The 'Hour of the Day' activity summary provides insight into the times when the Springfield Police Division's services are most needed.



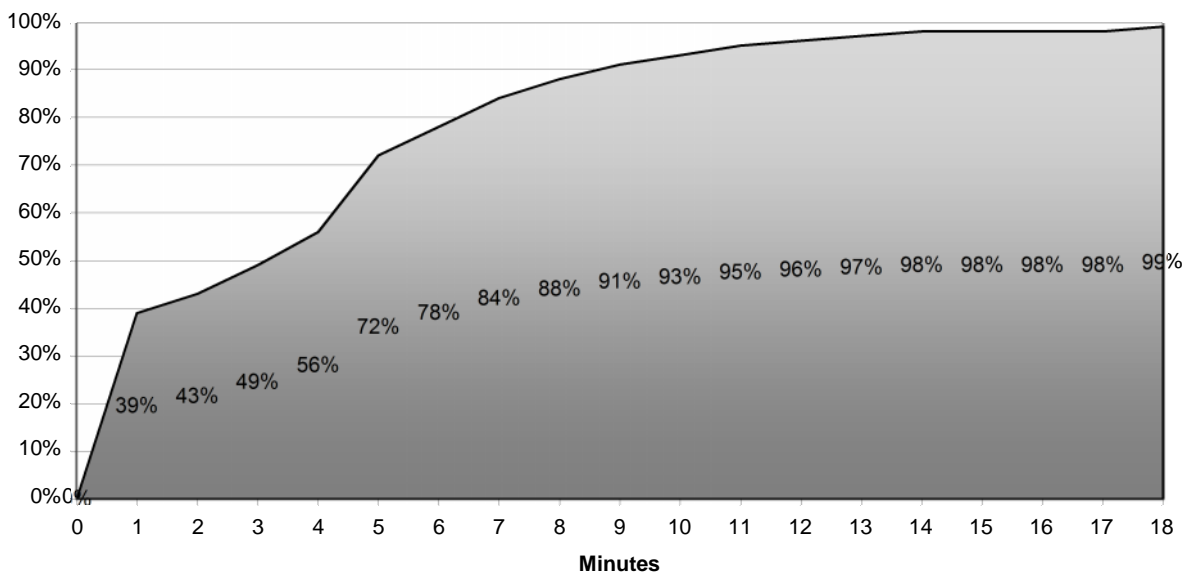
*Photo courtesy of the Springfield News-Sun.



Calls for Service

The Springfield Police Division prioritizes calls and responds to calls based on the potential threat to human life first, and property second. During 2008 our officers responded to 39% of all calls within one minute of dispatch. In addition, we responded to 56% of all calls within four minutes of dispatch.

**2008 Response Time Analysis
Dispatch to Arrival**



The top three (3) calls for service received by the Springfield Police Division

Year	#1	#2	#3
2000	Domestic Violence (7286)	Traffic Stop (6325)	Suspicious Activity (6121)
2001	Domestic Violence (7436)	Suspicious Activity (6793)	Traffic Stop (6148)
2002	Domestic Violence (7660)	Suspicious Activity (7534)	Traffic Stop (6146)
2003	Suspicious Activity (7991)	Domestic Violence (7110)	Disorderly Conduct (6060)
2004	Domestic Violence (7004)	Traffic Stop (6778)	Disorderly Conduct (6200)
2005	Domestic Violence (7038)	Suspicious Activity (7028)	Disorderly Conduct (6575)
2006	Suspicious Activity (8007)	Disorderly Conduct (7076)	Domestic Violence (6417)
2007	Suspicious Activity (6971)	Disorderly Conduct (6497)	Domestic Violence (5783)
2008	Suspicious Activity (6225)	Disorderly Conduct (5935)	Traffic Stop (5512)

Springfield Police Division Annual Report- 2008



2008								
Call Activity Summary								
Hours	Sunday	Monday	Tuesday	Wednesday	Thursday	Friday	Saturday	
12 AM to 1 AM	0.8	0.6	0.6	0.6	0.6	0.6	0.9	
1 AM to 2 AM	0.8	0.4	0.5	0.5	0.5	0.5	0.8	
2 AM to 3 AM	0.7	0.4	0.5	0.5	0.5	0.5	0.7	
3 AM to 4 AM	0.5	0.3	0.4	0.4	0.3	0.4	0.6	
4 AM to 5 AM	0.4	0.2	0.3	0.3	0.3	0.3	0.4	
5 AM to 6 AM	0.2	0.2	0.3	0.2	0.2	0.3	0.3	
6 AM to 7 AM	0.1	0.2	0.2	0.2	0.2	0.2	0.2	
7 AM to 8 AM	0.1	0.3	0.3	0.3	0.3	0.3	0.2	
8 AM to 9 AM	0.3	0.4	0.4	0.4	0.4	0.4	0.3	
9 AM to 10 AM	0.4	0.6	0.6	0.6	0.5	0.6	0.4	
10 AM to 11 AM	0.5	0.6	0.6	0.6	0.6	0.6	0.5	
11 AM to 12 PM	0.4	0.6	0.6	0.6	0.5	0.6	0.5	
12 PM to 1 PM	0.5	0.7	0.6	0.6	0.6	0.6	0.5	
1 PM to 2 PM	0.5	0.6	0.7	0.7	0.6	0.7	0.6	
2 PM to 3 PM	0.6	0.7	0.7	0.7	0.6	0.7	0.6	
3 PM to 4 PM	0.7	0.8	0.7	0.7	0.8	0.7	0.6	
4 PM to 5 PM	0.9	0.8	1	0.8	0.8	0.9	0.8	
5 PM to 6 PM	0.9	0.9	1	0.9	1	1.1	0.9	
6 PM to 7 PM	0.9	0.8	0.9	0.8	0.8	0.9	0.8	
7 PM to 8 PM	0.7	0.8	0.8	0.8	0.8	0.8	0.7	
8 PM to 9 PM	0.7	0.8	0.8	0.7	0.8	0.8	0.8	
9 PM to 10 PM	0.7	0.7	0.8	0.9	0.7	0.9	0.8	
10 PM to 11 PM	0.6	0.7	0.7	0.7	0.7	0.8	0.9	
11 PM to 12 AM	0.6	0.6	0.6	0.6	0.6	0.8	0.8	
Daily Percentage Total	13.7	13.7	14.7	14.2	13.9	15	14.8	

Chart details the percentage of all calls for service during 2008 that were received within a given hour and day.



Springfield Police Division Annual Report- 2008

Offenses Reported to Law Enforcement

When analyzed over the past five years *Violent crimes** and *Property crimes*** peaked in Springfield, during 2005. Following that peak, violent crimes reported to the Springfield Police have decreased by 7.27%. Furthermore, property crimes reported to the Springfield Police have decreased by an astounding 21.09%. Adult criminal arrests are up 3.62% in the past five years. Juvenile criminal arrests are down a significant 33.42%, in the past five years.

Offenses Reported to Law Enforcement

City	Population ¹	Violent crime	Murder	Forcible rape	Robbery	Aggravated assault	Property crime	Burglary	Larceny-theft	Motor vehicle theft	Arson ²	
Springfield	2004	65,000	495	6	58	263	168	6,178	1,510	4,159	509	15
	2005		551	7	74	285	185	6,411	1841	4069	501	12
	2006		541	4	60	310	167	6,357	1984	3872	501	19
	2007		475	9	40	241	185	5,429	1419	3631	379	26
	2008		511	11	53	229	218	5,059	1325	3383	351	9

* The FBI defines the *Violent crime* rate as the sum of all murder, forcible rape, robbery, and aggravated assaults reported to the police.

**The FBI defines the *Property crime* rate as the sum of all burglary, larceny-theft, and motor vehicle thefts reported to the police.

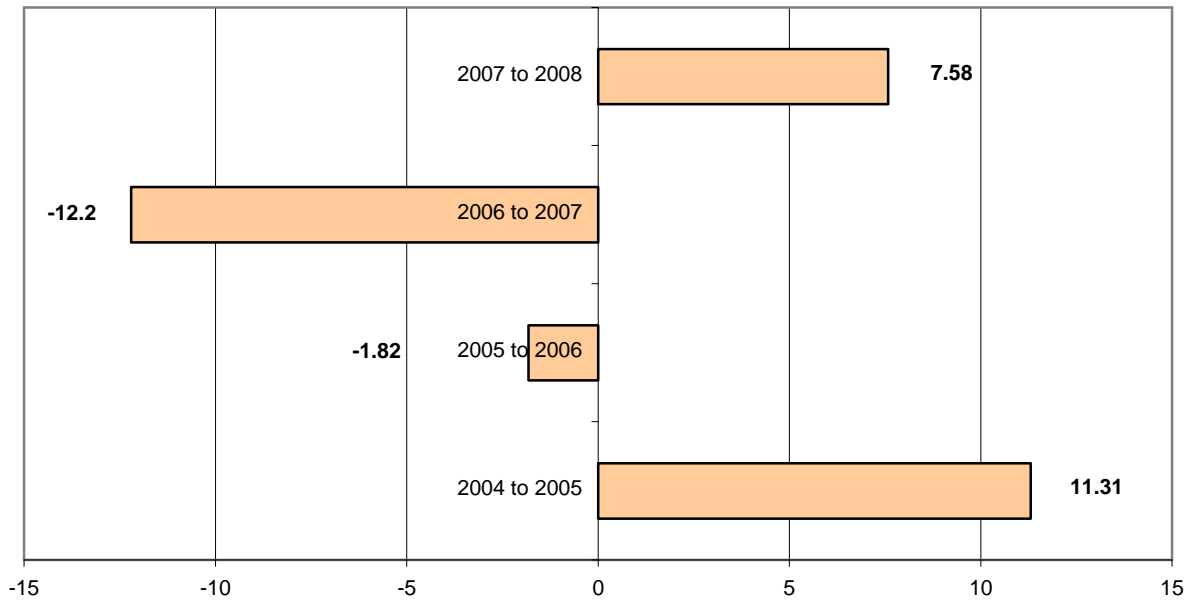


*Photo courtesy of the Springfield News-Sun

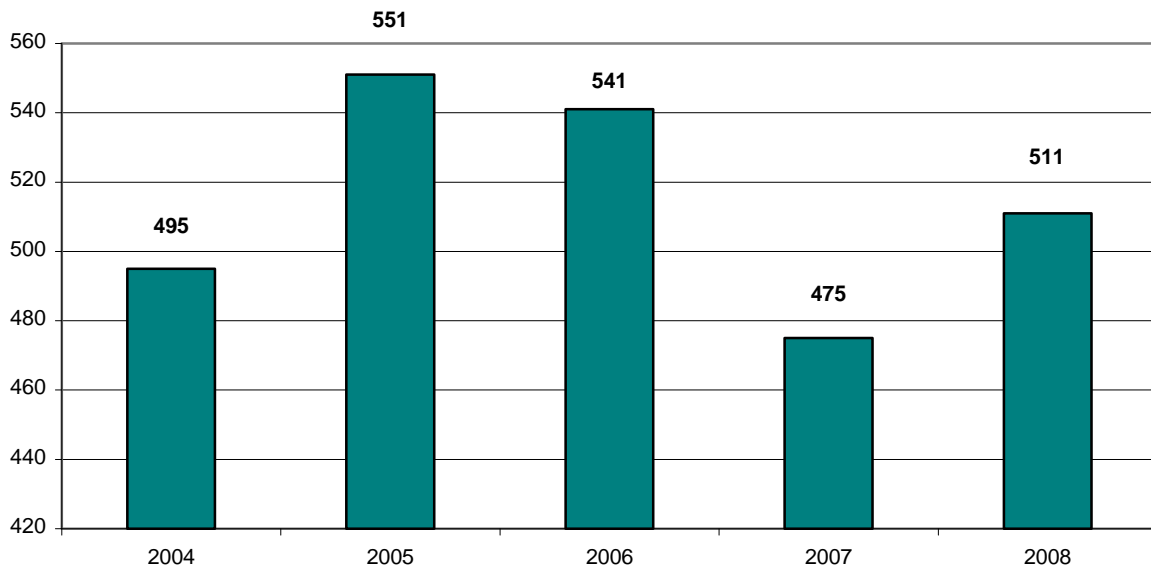


Springfield Police Division Annual Report- 2008

Violent Crime in Springfield, Ohio
 Percentage change; year to year
 (Items to the left of the '0' line indicate a significant percentage decrease.)

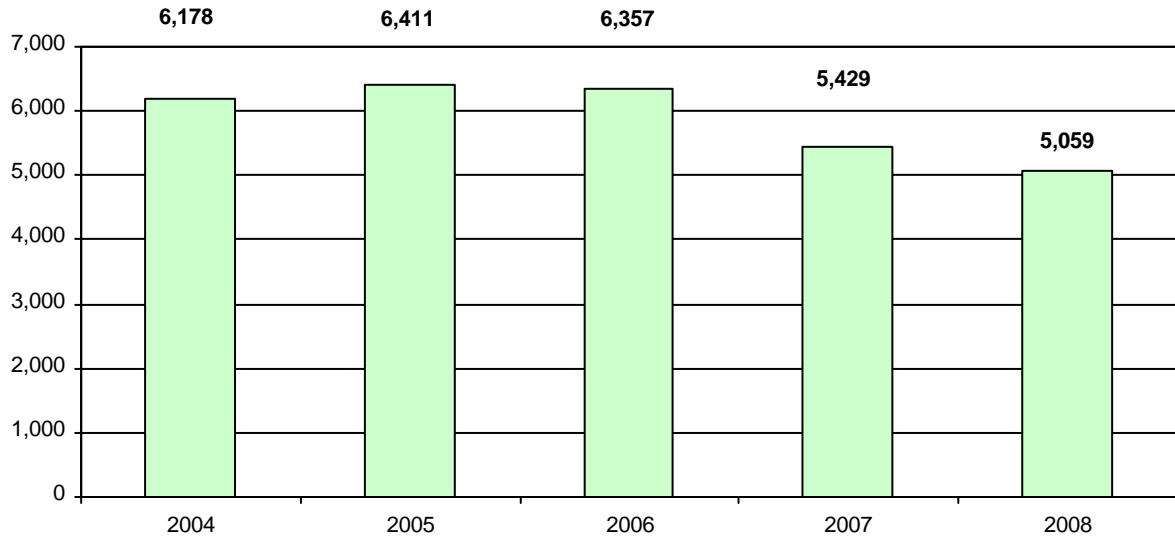


Offenses Reported to Law Enforcement-
 Violent Crime in Springfield, Ohio

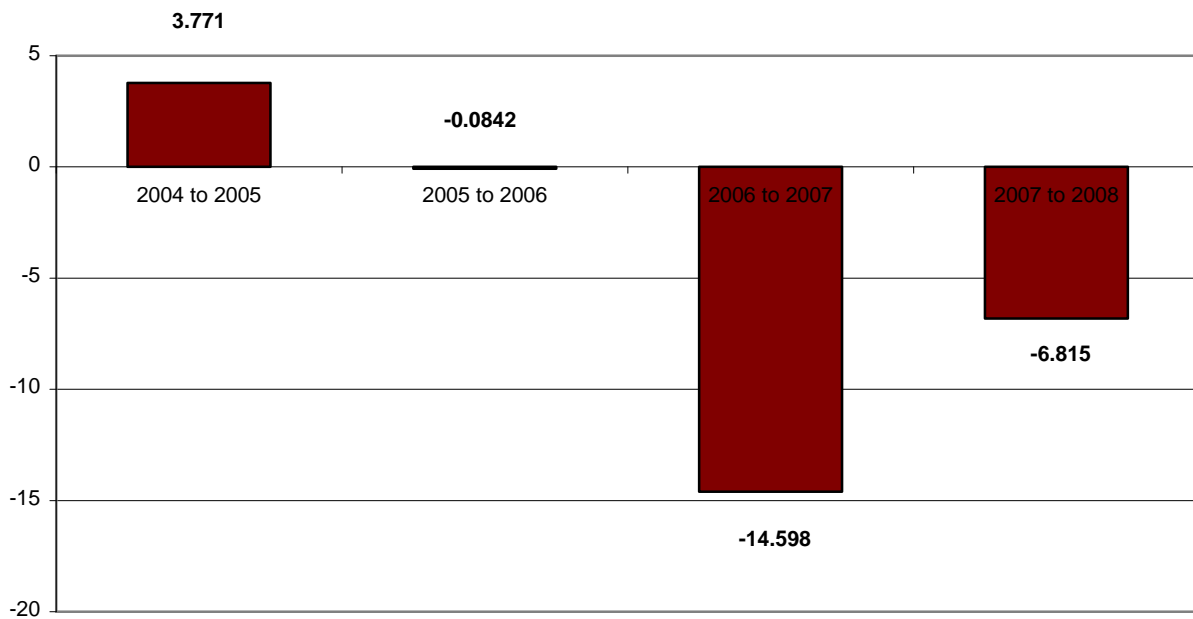




**Offenses Reported to Law Enforcement-
Property Crime in Springfield, Ohio**



Property Crime in Springfield, Ohio
Percentage change, year to year.
(Item's below the '0' line indicate a significant percentage decrease.)

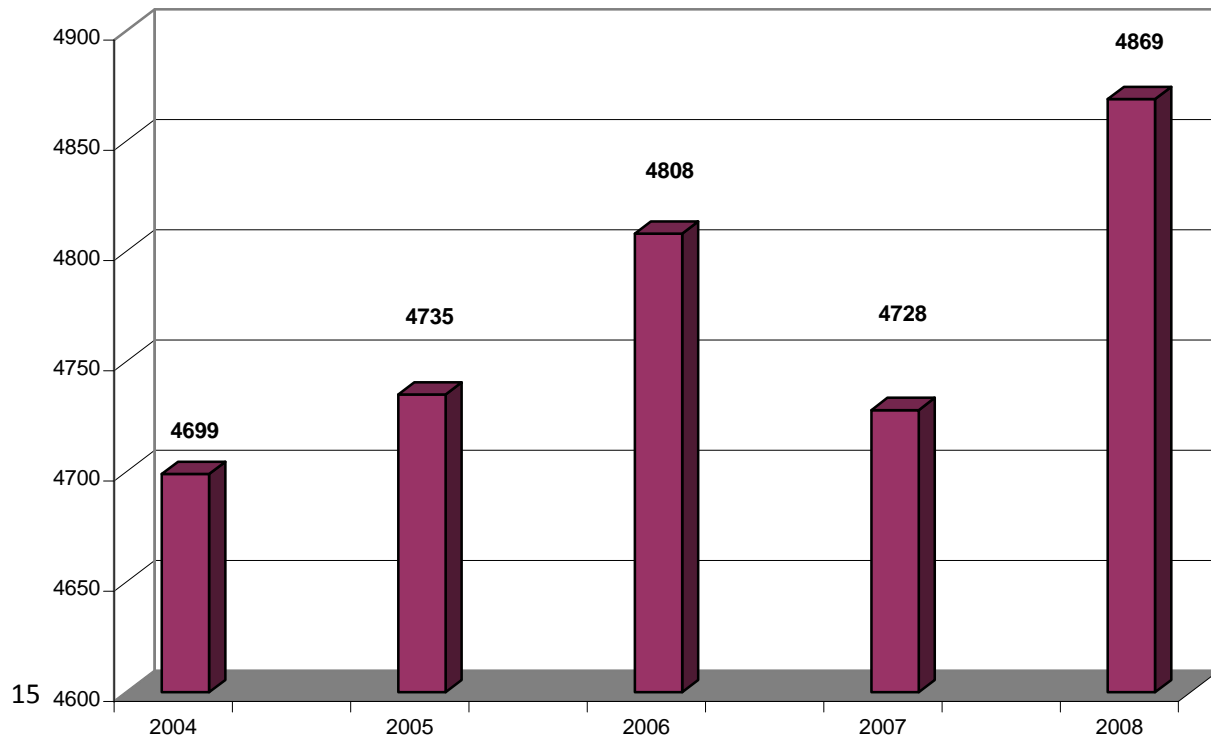




Springfield Police Division Annual Report- 2008

Adult Criminal Arrests	2004	2005	2006	2007	2008
Murder	8	7	3	2	5
Negligent Manslaughter	0	0	0	1	0
Arson	2	4	4	6	2
Rape	10	18	8	5	5
Robbery	78	72	86	59	60
Burglary	156	175	219	177	163
Auto Theft	24	32	33	24	20
Theft	568	454	482	554	658
Aggravated Assault	75	90	85	92	94
Other Assault	796	775	675	678	702
Forgery/Fraud	168	153	178	129	88
Sex Offenses/Prostitution	78	36	43	64	49
Receiving Stolen Property	172	150	176	157	125
Vandalism	21	28	24	20	28
Weapons Charges	69	53	48	47	40
Offenses Against Family	123	133	134	146	145
Drug Violations	274	254	248	236	302
Gambling	0	0	0	0	0
Liquor Laws Violations	43	12	10	9	12
Drunkenness	18	22	16	23	37
Driving Under Influence	80	205	161	154	193
Disorderly	45	72	82	108	85
Misc. Violations	1891	1990	2093	2037	2056
Total Adult Criminal Arrests	4699	4735	4808	4728	4869

Adult Criminal Arrests

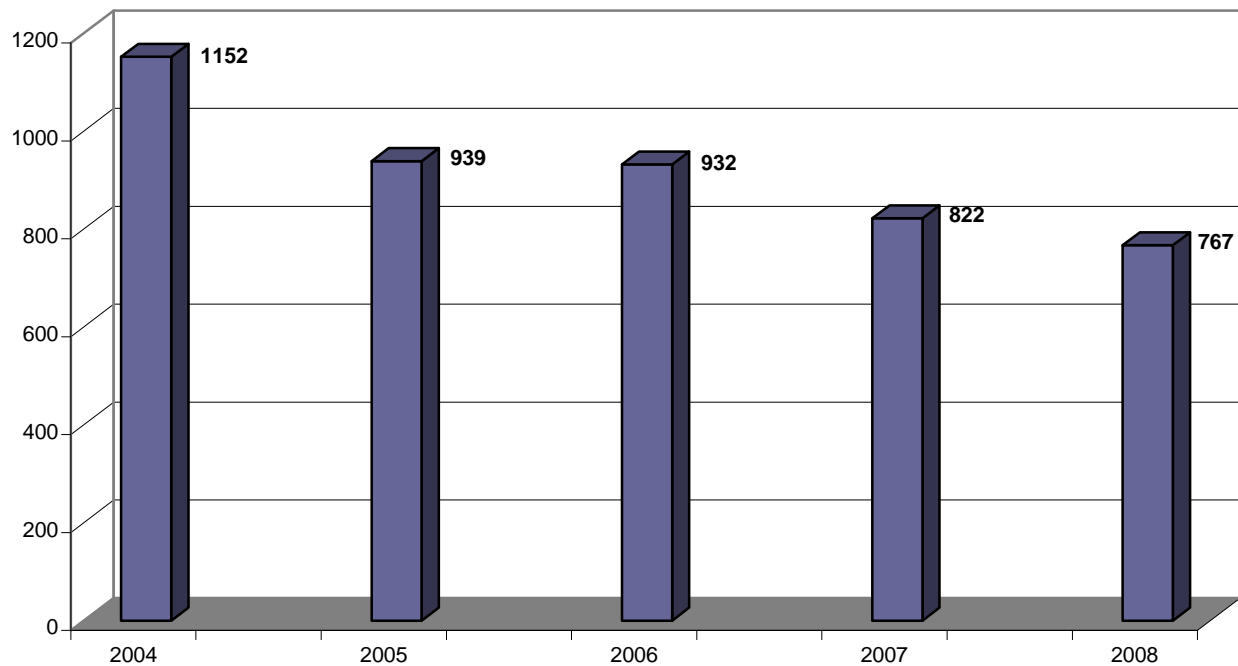




Springfield Police Division Annual Report- 2008

Juvenile Criminal Arrests	2004	2005	2006	2007	2008
Murder	0	1	0	0	0
Arson	7	3	2	8	0
Rape	7	5	6	7	3
Robbery	6	21	17	19	7
Burglary	47	71	59	30	21
Auto Theft	16	13	13	5	1
Theft	144	89	78	77	120
Aggravated Assault	9	13	13	11	3
Other Assault	291	237	247	218	197
Forgery/Fraud	3	0	3	1	2
Sex Offenses/Prostitution	9	7	10	1	10
Receiving Stolen Property	46	55	23	19	24
Vandalism	22	10	19	24	34
Weapons Charges	17	12	18	11	6
Offenses Against Family	3	1	2	1	1
Drug Violations	35	33	21	25	36
Liquor Laws Violations	3	1	1	2	0
Drunkenness	0	0	0	1	0
Driving Under Influence	0	2	3	1	0
Disorderly	73	46	69	65	46
Misc. Violations	312	266	306	242	205
Runaways/Curfew	102	53	22	54	51
Total Juvenile Criminal Arrests	1152	939	932	822	767

Juvenile Criminal Arrests





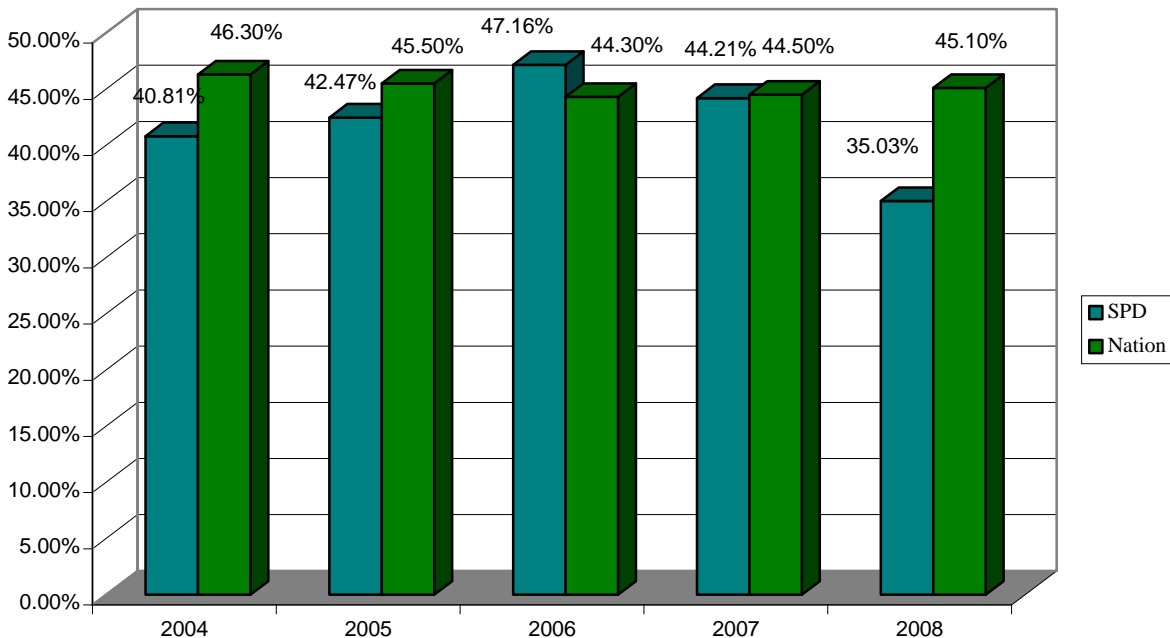
Springfield Police Division Annual Report- 2008 Crime Clearance Rates

Crime clearance rates are the number of cases a law enforcement agency solves (by arrest or exceptional means) divided by the number of offenses reported. An offense is cleared by arrest, or solved for reporting purposes, when at least one person is arrested or charged with the crime. The arrest of one person can clear several crimes. Also, the arrest of many persons may clear only one crime. An offense is cleared by exception when elements beyond law enforcement's control prevent the agency from arresting and formally charging the offender. Examples of exceptional clearances include, but are not limited to; the death of the offender, the victim's refusal to cooperate with prosecution after the offender has been identified, or the denial of extradition because the offender committed a crime in another jurisdiction and is being prosecuted for that offense.



*Photo courtesy of the Springfield News-Sun.

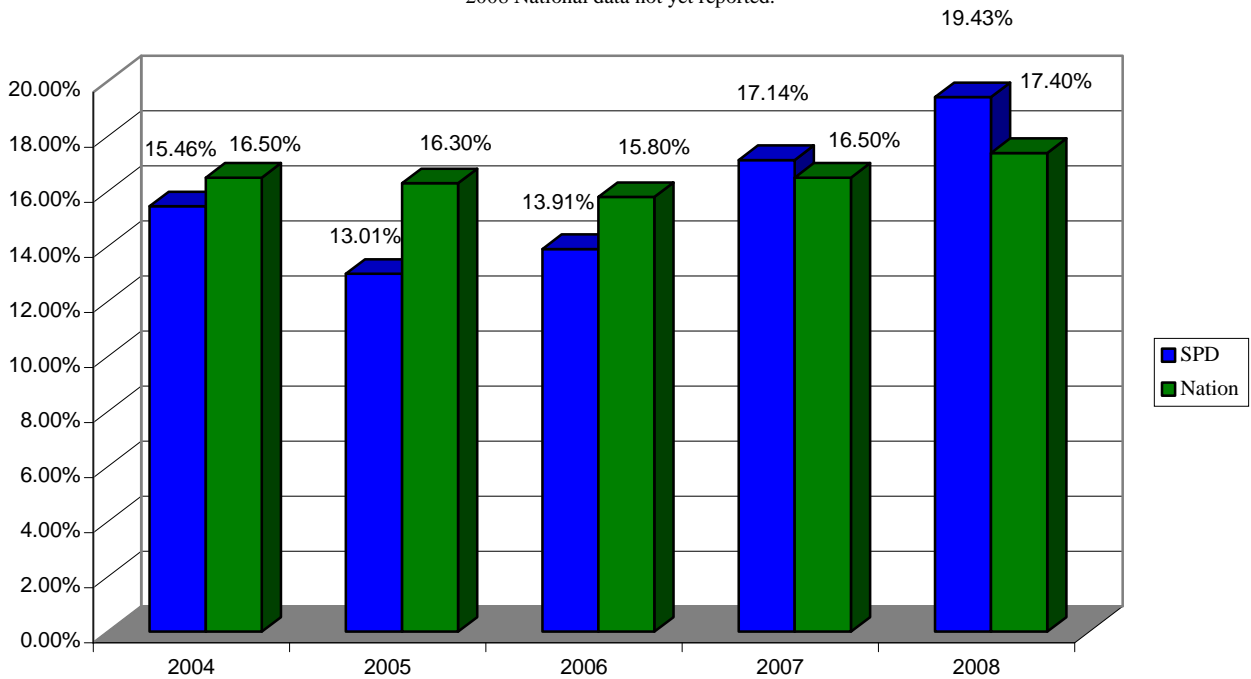
Violent Crimes Clearance Rate
SPD Rate and National Average, by year.





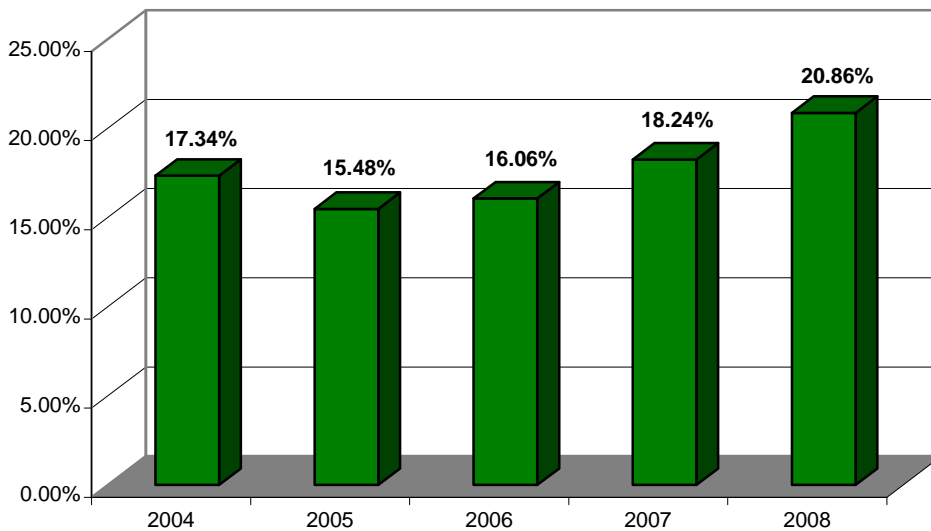
Springfield Police Division Annual Report- 2008

Property Crimes Clearance Rates
SPD & National Average, by year.
*2008 National data not yet reported.



The Crime Index Clearance rate is an aggregate of murder, forcible rape, robbery, aggravated assault, burglary, motor vehicle theft, and larceny-theft. The Springfield Police Divisions Crime Index Clearance rate has improved steadily for the past three years.

Springfield Police Division
Crime Index Clearance Rate





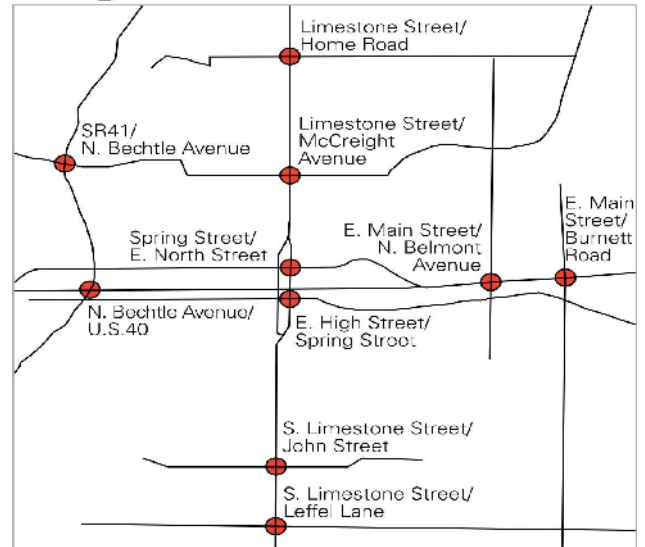
Traffic Accident Investigations

Total Number of Accidents Investigated	2214
Total Fatal Accidents-	7
Total Alcohol-related Fatal Accidents	4
Total Fatalities/No Seatbelts	4
Avg. age of Fatality Victims-	52

Intersections with the most Crashes Rank

N. Bechtle Av./St. Rt. 41	1
E. Main St./N. Belmont Av.	2
S. Limestone St./E. Leffels Ln.	3
S. Limestone St./Selma Rd.	4 (tie)
Bechtle Av./W. North St.	4 (tie)
North St./N. Fountain Av.	4 (tie)
S. Spring St./E. High St.	4 (tie)

Red-light camera locations Courtesy of the Springfield News-Sun



Red Light Cameras

During 2006, Redflex Red-light cameras were installed at the ten intersections within the City of Springfield that regularly have the most crashes. During the first year of operation there were 92 accidents reported at these intersections. In the most recent year there were only 61 accidents reported at these same 10 intersections; a 33.7 % decrease from the first reporting year.



Springfield Police Division Annual Report- 2008
Law Day 2008

Distinguished Service Award:

Chief Stephen P. Moody

Meritorious Service Award:

Officer Nate Ashcraft

Officer Vernon Bass

Officer Phil Belcher

Officer Jimmy Cosby

Officer Delana Embry

Officer Matt Haytas

Officer John Keys

Officer David Lyle

Officer Andy Scott

Sgt. Tom Zawada

Chief's Commendation:

Lt. Mike Varner

Sgt. Greg Nourse



Officer of the Year Awards

Springfield Police Patrolman's Association:

Officer Mike Fredendall

**George Rodgers Park Chapter of
Sons and Daughters of the American Revolution:**

Officer Matthew Buynak

**V.F.W. Post 1031
Loyalty Day Award:**

Officer Randall Ballentine





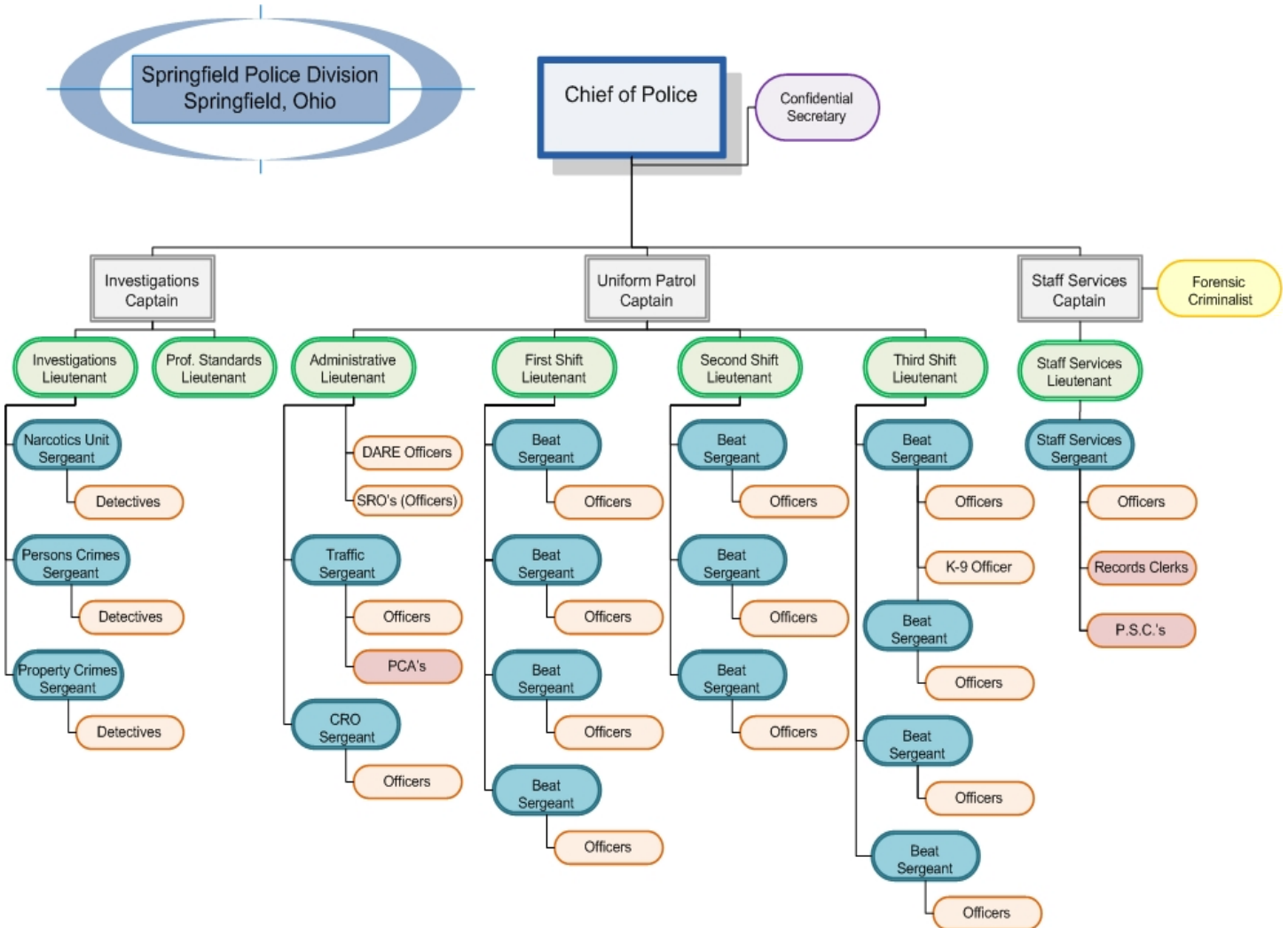
2008 Budget Expenditures

Salaries - Uniform	\$ 6,275,914.15
Salaries - Non-Uniform	1,053,069.46
Salaries - Seasonal	-
Overtime, Court, Retires	819,848.15
Pension: PERS	106,638.31
Pension: PFDPF	1,387,235.32
Insurance - Hospitalization	1,287,539.02
Uniform Allowances	97,257.56
Workers Comp/Medicare	373,059.71
Reimburse Fringe Benefits	<u>56,162.57</u>
 Total Personal Services	 \$ 11,456,724.25
 Travel - Training	 \$ 29,664.99
Prisoner Sustenance	70,000.00
Office/Other Supplies	225,366.61
Equipment Maintenance	76,262.76
Contracted Services	56,506.40
Other Insurances	49,639.00
Vehicle Maintenance	75,683.18
Garage Labor	85,584.50
Vehicle Insurance	14,097.00
Fuel/Oil Costs	239,547.07
Utilities	<u>107,720.10</u>
 Total Other Expenses	 \$ <u>1,030,071.61</u>
 TOTAL OPERATING EXPENSES	 \$ 12,486,795.86
 TOTAL CAPITAL EXPENSES	 \$ <u>301,516.98</u>
 TOTAL EXPENSES	 \$ <u><u>12,788,312.84</u></u>



Springfield Police Division Annual Report- 2008

Organizational Chart





Springfield Police Division Annual Report- 2008
2008 Roster

Badge #	Name	Rank	Date of Hire	Year of Separation
584	MOODY, STEPHEN P.	CHIEF	09-26-1977	
588	SIGMAN, BRUCE A.	CAPT.	09-04-1978	
600	DAVEY, JOHN F.	LT.	06-09-1980	2008
604	ICENHOUR, EDWARD	OFFICER	05-07-1984	
605	HILL, MICHAEL P. SR	CAPT.	05-07-1984	
606	CZYZAK, DAVID M.	CAPT.	05-07-1984	2008
608	HART, KATHRYN U.	OFFICER	05-07-1984	2008
610	PARSONS, MARK A.	OFFICER	07-16-1984	
612	BEDDY, ROBERT M. II	SGT.	07-16-1984	
614	WEAR, LORIN M. III	OFFICER	02-11-1985	




*Photo courtesy of the Springfield News-Sun.

615	ALEXANDER, LLOYD	LT.	02-11-1985	
617	PEABODY, BRIAN T.	SGT.	02-11-1985	



Springfield Police Division Annual Report- 2008

Badge #	Name	Rank	Date of Hire	Year of Separation
619	NOURSE, GREGORY E.	SGT.	09-09-1985	
622	EGGERS, BARRY C.	SGT.	09-09-1985	
625	FLORES, JEFFREY L.	SGT.	11-25-1985	
626	MCCOY, JOHN D.	OFFICER	11-25-1985	
628	FLEMING, RICKY L.	OFFICER	11-25-1985	
629	JACOBS, ROBERT E.	OFFICER	04-07-1986	
630	KEYS, JOHN J.	OFFICER	04-07-1986	
631	STANDLEY, KIM	SGT.	04-07-1986	
634	BARCUS, MELINDA S.	SGT.	09-08-1986	
636	RADANOVICH, BRIAN	SGT.	09-08-1986	
638	HOPPER, KEITH A.	SGT.	01-04-1988	
640	JORDAN, RONALD D.	OFFICER	01-04-1988	
641	MOOS, BRADLEY D.	LT.	09-11-1989	
643	HUTCHINS, JAMES M.	LT.	09-11-1989	
645	WOODRUFF, GERALD S.	OFFICER	09-11-1989	
646	BARCUS, TIMMY R.	OFFICER	09-11-1989	
648	SCOTT, CHAD M. JR.	OFFICER	03-25-1991	





Springfield Police Division Annual Report- 2008

Badge #	Name	Rank	Date of Hire	Year of Separation
653	KING, TRENTON B.	OFFICER	03-25-1991	
656	TEDESCHI, JOSEPH J.	SGT.	03-25-1991	
658	LOPEZ, NOEL	LT.	07-15-1991	
659	STEINMETZ, JEFFREY	OFFICER	07-15-1991	
660	LYLE, DAVID	OFFICER	07-15-1991	
665	RICH, PAULA	OFFICER	07-15-1991	



669	HALL, JAMES P.	SGT.	02-24-1992	
671	HICKS, DARWIN	OFFICER	02-24-1992	
674	TURNER, LOUIS A.	SGT.	02-24-1992	
675	BELL, EVERETT E. II	OFFICER	02-24-1992	
677	DEWINE, DANIEL E.	OFFICER	02-24-1992	
679	HURST, MITCHELL L.	OFFICER	02-24-1992	
681	EMBRY, DELANA D.	OFFICER	02-24-1992	
683	SEIBOLD, PAUL E.	OFFICER	03-30-1992	2008
684	MALICKI GLEN A.	OFFICER	03-30-1992	



Springfield Police Division Annual Report- 2008

Badge #	Name	Rank	Date of Hire	Year of Separation
685	ASHCRAFT, NATHEON	OFFICER	03-30-1992	
687	MEYER, JEFFREY S.	SGT.	03-30-1992	
688	COSBY, JIMMY M.	OFFICER	03-30-1992	



689	ZAWADA, THOMAS	SGT.	03-30-1992	
690	BOWEN, JERRY D.	OFFICER	03-30-1992	
692	LAKE, JENNIFER G.	OFFICER	03-30-1992	
693	BASS, VERNON	OFFICER	03-30-1992	
697	HOBBS, DOUGLAS	OFFICER	03-29-1993	
698	VARNER, MICHAEL	LT.	03-29-1993	
699	MCCONNELL, KEITH A.	OFFICER	06-06-1994	
704	CANTER, SHAWN M.	OFFICER	09-19-1994	
705	HARRIS, DAVID D.	SGT.	05-30-1995	
708	GABBARD, C.V.	OFFICER	02-26-1996	
709	MARTIN, ROBERT E.	OFFICER	02-26-1996	



Springfield Police Division Annual Report- 2008

Badge #	Name	Rank	Date of Hire	Year of Separation
710	GREEN, DOUGLAS T.	OFFICER	02-26-1996	
711	GRAF, LEE E.	LT.	02-26-1996	
712	KLARK, JEROME R.	OFFICER	02-26-1996	
714	HENSON, STEPHEN L.	OFFICER	02-26-1996	
716	BALLENTINE, R.L.	OFFICER	02-26-1996	
717	DYKES, JOHNNY L.	OFFICER	02-26-1996	
718	PERGRAM, DAVID D.	OFFICER	02-26-1996	
719	BAUER, BRETT B.	SGT.	02-26-1996	
721	SCOTT, ANDREW	OFFICER	08-12-1996	
723	TATE, ROBERT	SGT.	08-12-1996	
724	MONTICO, JEROME	OFFICER	08-12-1996	

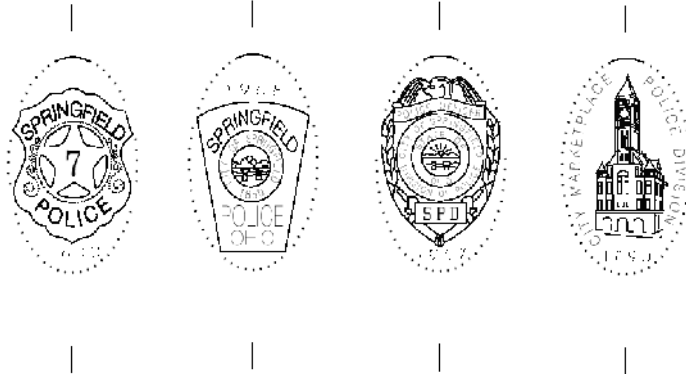


725	ALLEN, DAVID	OFFICER	08-12-1996	
726	CLICK, WILLIAM	OFFICER	01-06-1997	
727	BYRON, JAMES T.	OFFICER	01-06-1997	
728	ASHWORTH, GEOFF	OFFICER	01-06-1997	
729	JORDAN, RONALD W.	OFFICER	08-11-1997	
730	SELNER, THOMAS	OFFICER	08-11-1997	



Springfield Police Division Annual Report- 2008

Badge #	Name	Rank	Date of Hire	Year of Separation
735	EMMEL, DAVID	OFFICER	01-26-1998	
736	KRANZ, MICHAEL	OFFICER	01-26-1998	
737	BYRON, JASON T.	OFFICER	09-14-1998	



738	ARMSTRONG, C.	OFFICER	09-14-1998	
739	WILLIAMS, JEFFREY A.	OFFICER	04-12-1999	
740	LEWIS, DANA L.	OFFICER	04-12-1999	
741	BAADER, TRAVIS	OFFICER	04-12-1999	
742	FENT, SANDRA L.	OFFICER	11-08-1999	
743	FAIN, SEAN M.	OFFICER	04-17-2000	
744	BELCHER, PHILIP G., JR.	OFFICER	04-17-2000	
745	DAVIS, NEAL P.	OFFICER	04-17-2000	
746	HERALD, PAUL R., JR.	OFFICER	04-17-2000	
747	FRASCO, KERI J.	OFFICER	10-09-2000	
749	FENT, BRIAN J.	OFFICER	01-29-2001	
750	HAYTAS, MATTHEW M.	OFFICER	08-06-2001	
751	FRENDALL, R.M.	OFFICER	08-06-2001	
752	COLLINS, BEAU A.	OFFICER	08-06-2001	



Springfield Police Division Annual Report- 2008

Badge #	Name	Rank	Date of Hire	Year of Separation
754	TAYLOR, BRIAN P.	OFFICER	08-06-2001	
755	HAYTAS, JOSHUA J.	OFFICER	01-07-2002	
759	DAVIS, SHANE A.	OFFICER	02-25-2002	
760	JENKINS, ROGER A. II	OFFICER	02-25-2002	
763	IVORY, GREGORY V.	OFFICER	08-12-2002	
764	LEONARD, JAMES G.	OFFICER	08-12-2002	
765	CURTIS, MICHAEL T.	OFFICER	02-24-2003	
766	GARMAN, GREG A.	OFFICER	02-24-2003	
768	BUYNAK, MATTHEW A.	OFFICER	02-24-2003	
769	VIA, JASON	OFFICER	11-17-2003	
771	HOLT, NICKOLAS	OFFICER	11-17-2003	
773	FRENDALL, ANNA	OFFICER	12-1-2003	
774	BARTOLET, DONALD	OFFICER	10/24/2005	2008
775	WHITE, JENNIFER	OFFICER	10-24-2005	
776	CHRISMAN, KELLY	OFFICER	10-24-2005	
777	LEWIS, JOE	OFFICER	10-24-2005	
779	SPEAKMAN, WILLIAM	OFFICER	7-17-2006	
781	ANDERSON, CODY	OFFICER	7-17-2006	
782	HOYING, KEVIN	OFFICER	7-17-2006	
784	BENNETT, ALLISON	OFFICER	7-17-2006	
785	ELLIOTT, TYLER	OFFICER	1-22-2007	
786	MCCUTCHEON, JAMES	OFFICER	1-22-2007	
787	MITCHELL, GERALD	OFFICER	1-22-2007	
788	NICHOLS, DERIC	OFFICER	1-22-2007	



Springfield Police Division Annual Report- 2008

Badge #	Name	Rank	Date of Hire	Year of Separation
789	PHILLIPS, JASON	OFFICER	1-22-2007	
790	KIBLER, WENDY	OFFICER	1-22-2007	
791	MEYER, SHELLY	OFFICER	7-23-2007	
792	KERNS, JEFFERY	OFFICER	7-23-2007	
793	PARR, MATTHEW	OFFICER	7-23-2007	
795	MATTHEWS, CHANELLE	OFFICER	7-23-2007	
797	CREGO, STEPHANIE	OFFICER	7-23-2007	
798	SHAFFER, KYLE, B	OFFICER	6-23-2008	
799	EVANS,WILLIAM,F,	OFFICER	6-23-2008	
800	OSBORNE,JERROD,L	OFFICER	7-21-2008	
*	SEBASTINAS,NOAH,A,	OFFICER	7-21-2008	2008
801	DAVENPORT,JAMES,	OFFICER	7-21-2008	
802	MINK,RYAN,A,	OFFICER	7-21-2008	
803	HUSH,DUWAYNE,K,	OFFICER	7-21-2008	
804	WENDLING,PAUL,,JR	OFFICER	7-21-2008	
805	ROBERTS,KENNETH,D,	OFFICER	7-28-2008	

l-r; Captain Sigman, Captain Varner, Captain Hill, Chief Moody





"The Final Inspection"

The policeman stood and faced his God, which must always come to pass.
He hoped his shoes were shining, just as brightly as his brass.

"Step forward now, policeman. How shall I deal with you?
Have you always turned the other cheek? To My church have you been true?"

The policeman squared his shoulders and said, "No Lord. I guess I ain't.
Because those who carry badges, can't always be a saint."

"I've had to work most Sundays, and at times my talk was rough...
and sometimes I've been violent because the streets are awful tough."

"But I never took a penny, that wasn't mine to keep...
though I worked a lot of overtime when the bills got just too steep."

"And I never passed a cry for help, though at times I shook with fear.
And sometimes, God forgive me, I wept unmanly tears."

"I know I don't deserve a place among the people here.
They never wanted me around except to calm their fear."

"If you've a place for me here, Lord, it needn't be so grand.
I never expected or had too much, but, if you don't...I'll understand."

There was silence all around the throne, where saints had often trod,
as the policeman waited quietly for the judgment of his God.

"Step forward now, policeman You've borne your burdens well.
Come walk a beat on heaven's streets. You've done your time in hell."