



Springfield Police Division

2010 Annual Report

Springfield, Ohio



Table of Contents

Message from the Chief of Police	3
Organizational Chart	4
Calls for Service and Officer Initiated Events	5
Calls for Service Breakdown	6
Uniform Crime Report, 2010	7
Violent Crime	8
Property Crime	9
Index Crime	10
Website	10
K-9	11
Adult Criminal Arrests	12
Juvenile Criminal Arrests	13
Domestic Violence Incidents	14
SRO's, DARE, and Clark State Officers	15
Uniform Patrol Sub-Division	16
Uniform Patrol Activity Summary	17
Uniform Patrol Highlights	18
Traffic Crash Investigation	19
Investigations Sub Division	20
Staff Services Sub-Division	21
Awards	22
Roster	23
In Memoriam	30



Message from the Chief of Police

During 2010 the on-going partnership between the Springfield Police Division and the citizens of our community resulted in many successes, a number of which are highlighted in this report. In 2010, while improving response time to calls for service, our officers worked at building the community partnerships which we believe have contributed to the current reduction of criminal activity in our city. As we look forward to the next several years we hope to build on our existing level of accomplishment. For we all know that a law enforcement agency, and the community they serve, must remain ever vigilant with regard to the potential resurgence in criminal behavior.

It is my honor to serve as the Chief of Police for the City of Springfield. The sworn and civilian personnel that comprise the Springfield Police Division are dedicated to addressing crime and disorder with the highest degree of pride, professionalism, and personal integrity.



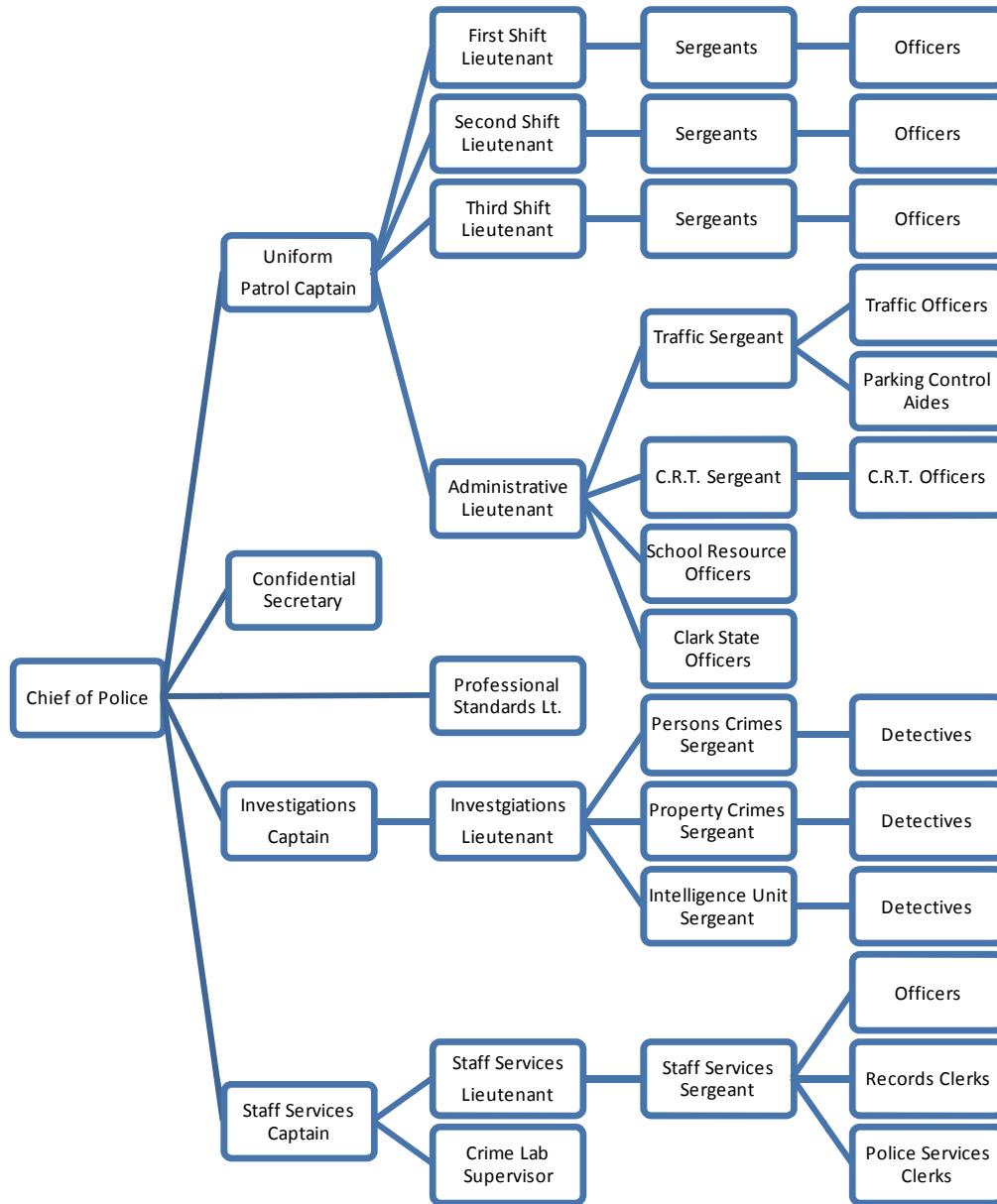
Sincerely,

Stephen P. Moody
Chief of Police



Organizational Chart

The Springfield Police Division is comprised of 134 sworn officers and 14 non-sworn personnel.





SPRINGFIELD POLICE DIVISION Calls for Police Service & Officer Initiated Events 2010

- o In 2010 there were 64,576 calls for service and/or officer initiated events; compared to 64,460 in 2009.
- o 254 of the events were responses that occurred outside the city limits.
These calls included follow up investigations and responses to crimes that occurred within the city limits.
- o 1185 of the calls for service received in 2010 were cancelled prior to dispatch.
- o The five sectors with the highest number of calls for service/officer initiated events in 2010 were:
Sector 402 (3290), Sector 309 (3269), Sector 107 (2795), Sector 209 (2476), and Sector 202 (2088).
- o The top three (3) calls for service received by the Springfield Police Division:

2000	Domestic Violence (7286)	Traffic Stop (6325)	Suspicious Activity (6121)
2001	Domestic Violence (7436)	Suspicious Activity (6793)	Traffic Stop (6148)
2002	Domestic Violence (7660)	Suspicious Activity (7534)	Traffic Stop (6146)
2003	Suspicious Activity (7991)	Domestic Violence (7110)	Disorderly Conduct (6060)
2004	Domestic Violence (7004)	Traffic Stop (6778)	Disorderly Conduct (6200)
2005	Domestic Violence (7038)	Suspicious Activity (7028)	Disorderly Conduct (6575)
2006	Suspicious Activity (8007)	Disorderly Conduct (7076)	Domestic Violence (6417)
2007	Suspicious Activity (6971)	Disorderly Conduct (6497)	Domestic Violence (5783)
2008	Suspicious Activity (6225)	Disorderly Conduct (5935)	Traffic Stop (5512)
2009	Disorderly Conduct (5484)	Domestic Violence (5415)	Suspicious Activity (5387)
2010	Disorderly Conduct (6494)	Suspicious Activity (5247)	Domestic Violence (4356)



2010 Calls for Police Service Breakdown

2010 Total	Type	Name	Description
6494	DISO	DISORDERLY	DISORDERLY CONDUCT COMPLAINT
5247	SUSP	SUSP ACTIV	GENERAL SUSPICIOUS ACTIVITY, NO SPECIFIC
4356	DOMV	DOMESTIC	ALL DOMESTIC VIOLENCE OR TROUBLE
4251	TRAF	TRAFF STOP	ANY VEHICLE/PERSON STOP BY AN OFFICER
3709	THFT	THEFT	THEFT/NOT A TELEPHONE REPORT/NOT A SHOPLIFTER
3526	ALRM	ALARM	ALARM OF ANY TYPE
3049	PAPR	SERV PAPERS	SERVE ANY PAPERS OTHER THAN A WARRANT
2609	ACC	TRAFF ACC.	ALL NON-INJURY DISPATCHES
2550	BULL	BULL CHECK	BULLETIN CHECK
2326	UNKR	UNKN TYPE2	UNKNOWN TROUBLE2- PHASE 1 & 2 CELL CALLS
1847	DCON	DANGER.CON	DANGEROUS CONDITION
1817	FOLO	FOLLOW-UP	FOLLOW-UP
1814	BURG	BURGLARY	ANY TYPE OF FORCED ENTRY TO ANY PREMISES
1585	WARR	WARRANT	WARRANT SERVICE
1458	UNK2	UNK.REASON	UNKNOWN REASON
1414	NOIS	NOISE COMP	NOISE COMPLAINT
1387	PARK	PARKNG VIO	PARKING VIOLATION ONLY
1188	ASLT	ASSAULT	ANY ASSAULT WITHIN 15 MINUTES/ NOT A DOMESTIC.
1185	CANC	CANCELED	CALL CANCELED
1134	BOLO	BOLO	BE ON THE LOOK-OUT
1109	MISC	NO CODE	MISCELLANEOUS/NO OTHER CODE APPLIES
896	MDOP	VANDALISM/	MALICIOUS DESTRUCTION OF PROPERTY
721	NABR	NEIGH TRBL	NEIGHBOR TROUBLE-NO ASSAULTS-NO WEAPONS
667	ANIM	ANIML CONT	ANIMAL CONTROL/BITES/ETC
632	ASST	ASSISTANCE	ASSIST ANY PERSON WHEN NO OTHER CODE
616	TRSP	TRESPASS	ALL TRESPASS/SOME ARE MAJOR PROBLEMS
590	PROP	GET PROPTY	PICK-UP PROPERTY/LOST, STOLEN, EVIDENCE
503	WEAP	WEAPON	WEAPON SEEN/NO OTHER CODE APPLIES
471	MISS	MISSING	MISSING PERSON, PROBABLY TELEPHONE REPORT
461	POIC	PER OIC	ORDERED BY SPD OIC/NO OTHER CODES APPLY
450	SHOT	HEAR SHOTS	GUNSHOTS HEARD, NO ONE KNOWN ASSAULTED
436	MOVR	TRAFF VIO.	MOVING TRAFFIC VIOLATION/NO CRASH.
385	CHEK	CHK WLFARE	CHECK WELFARE
360	IACC	INJURY ACC	CRASH WITH REPORTED PERSONAL INJURY
308	SHOP	SHOPLIFTER	SHOPLIFTER CAUGHT, NO FIGHT.
307	SUIC	ATTSUICIDE	ATTEMPTED SUICIDE OR SUICIDAL PERSON
307	VAND	VANDALISM	VANDALISM/MALICIOUS DESTRUCTION OF PROPERTY
286	MENT	MENTAL	MENTAL PROBLEM ONLY
254			OUTSIDE CITY LIMITS
251	INJP	INJ/ILL	INJURY OR ILLNESS REQUIRING POLICE
246	GCLO	GETCLOTHES	ASSIST WITH GETTING CLOTHES/NO VIOLENCE.
210	ASIN	ASLT INJUR	ASSAULT W/PERSON INJURED
186	ROBB	ROBBERY	ROBBERY OF ANY TYPE/NOT SIMPLE THEFT
154	HOTS	HOTSPOT	HOTSPOT CHECK
153	PRIN	GET PRINTS	FINGERPRINT CHECK AT CRIME SCENE
109	FIRE	FIRE ASST.	ANY REPORTED FIRE WITH POLICE NEEDED
93	DEAD	DEAD BODY	PERSON FOUND DEAD FROM ANY CAUSE
91	SUIN	SUIC INJUR	ATTEMPTED SUICIDE W/PERSON INJURED
60	DPAT	DIR.PATROL	DISPATCHED TO A DIRECTED PATROL ASSIGN.
56	TEST	TEST ONLY	TEST BY A SYSTEM ADMINISTRATOR
43	DVIN	DOMV INJUR	DOMESTIC VIOLENCE W/ PERSON INJURED
43	GSHT	HEAR SHOTS	GUNSHOTS HEARD NOW OR WITHIN LAST 5 MIN.
36	SHIN	SHOT INJUR	SHOTS W/PERSON INJURED
32	MEDS	MEDIC RUN	MEDIC UNIT (ONLY)
28	VACA	VACA CHECK	VACATION CHECK
16	WIRE	WIRES DOWN	WIRES DOWN
13	CLOT	CLEAR LOT	PROPERLY POSTED LOT NEEDS TO BE CLEARED
13	SALA	STILL ALARM	STILL ALARM
12	MEDA	MEDIC ASSIST	MEDIC ASSIST
9	FALA	FIRE ALARM	AUTOMATIC OR FIRE ALARM WITH NO FIRE
8	CROA	CRO CODE	COMMUNITY RESOURCE UNIT ACTIVITY CODE
7	TREE	TREE DOWN	TREE DOWN- HAZARDOUS CONDITION
1	PROQ	PROQA	GENERIC PROQA INCIDENT TYPE
1	RESC	RESCUE	RESCUE/ENTRAPMENT
0	GEOV	GEO VERIFY	GEO VERIFY AN ADDRESS
0	HZMT	HAZMANT	HAZARDOUS MATERIALS INCIDENT
64,576			TOTAL-2010



Uniform Crime Report-2010

Crime in Springfield, Ohio has continued to decline in almost all categories. One can see this by looking at the breakdowns showing percentage change year to year; below. Specific areas of concern, for 2011, include Arson, Assault, and Burglary. The Division is actively working on initiatives to address these problems in the coming year.

Offenses Reported to Law Enforcement

The level of Violent Crime saw a slight rise in 2010- up 1.48% over 2009..

The rise in overall Violent Crime was directly related to an increase in Aggravated Assaults- up 6.70% over 2009.

Although the Property Crime rate decreased for the fifth (5) straight year in a row, down 1.59%, there was a significant increase in Burglaries- up 16.45% over 2009. Arson increased for the second year in a row, up 9.68%.

Several crimes saw significant declines from 2009 to 2010: Larceny-Theft down 8.83%, Motor Vehicle Theft down 10.84%, and Forcible Rape was down 17.79%.

Offense Reported to Law Enforcement

	Population*	Violent crime	Murder	Forcible rape	Robbery	Aggravated assault	Property crime	Burglary	Larceny-theft	Motor vehicle theft	Arson*
City	61,881										
Springfield	2000	849	5	79	227	538	5225	1291	3554	380	30
	2001	516	7	75	226	208	6250	1511	4274	465	35
	2002	588	7	82	287	212	6641	1622	4426	593	17
	2003	562	5	74	284	199	6281	1580	4041	660	23
	2004	496	6	58	264	168	6178	1510	4159	509	17
	2005	554	7	74	285	185	6411	1841	4069	501	12
	2006	541	4	60	310	167	6357	1984	3872	501	19
	2007	475	9	40	241	185	5429	1419	3631	379	26
	2008	511	11	53	229	218	5059	1325	3383	351	9
	2009	473	5	45	214	209	4515	1289	2977	249	31
	2010	480	4	37	216	223	4443	1501	2720	222	34
% change 11 yr- 2000 to 2010		-43.46%	-20.00%	-53.16%	-4.85%	-58.55%	-14.97%	16.27%	-23.47%	-41.58%	13.33%
% change 6 yr- 2005 to 2010		-13.36%	-42.86%	-50.00%	-24.21%	20.54%	-30.70%	-18.47%	-33.15%	-55.69%	183.33%
% change 1 yr- 2009 to 2010		1.48%	-20.00%	-17.78%	0.93%	6.70%	-1.59%	16.45%	-8.63%	-10.84%	9.68%

* The FBI defines the *Violent crime* rate as the sum of all murder, forcible rape, robbery, and aggravated assaults reported to the police.

**The FBI defines the *Property crime* rate as the sum of all burglary, larceny-theft, and motor vehicle thefts reported to the police.

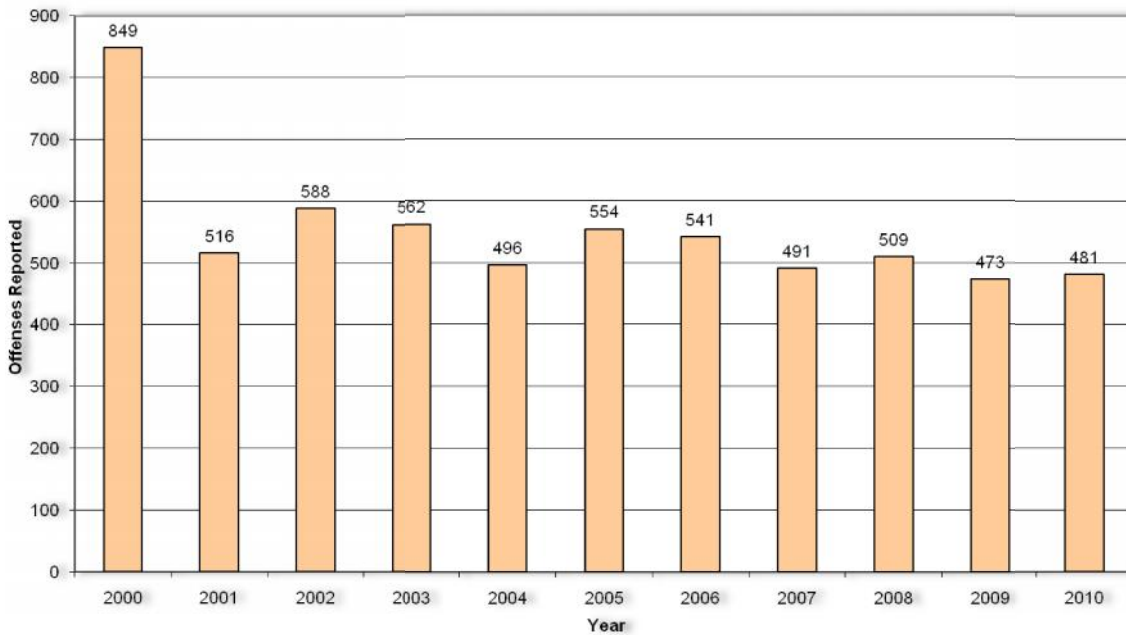


Violent Crime

Violent Crime in our community remains significantly below the levels seen in the previous decade. The trend in Springfield mirrors a similar, nationwide, trend.

Violent Crime

*The FBI defines the Violent crime rate as the sum of all murder, forcible rape, robbery, and aggravated assaults reported to law enforcement.



*Photo courtesy of Springfield News-Sun.

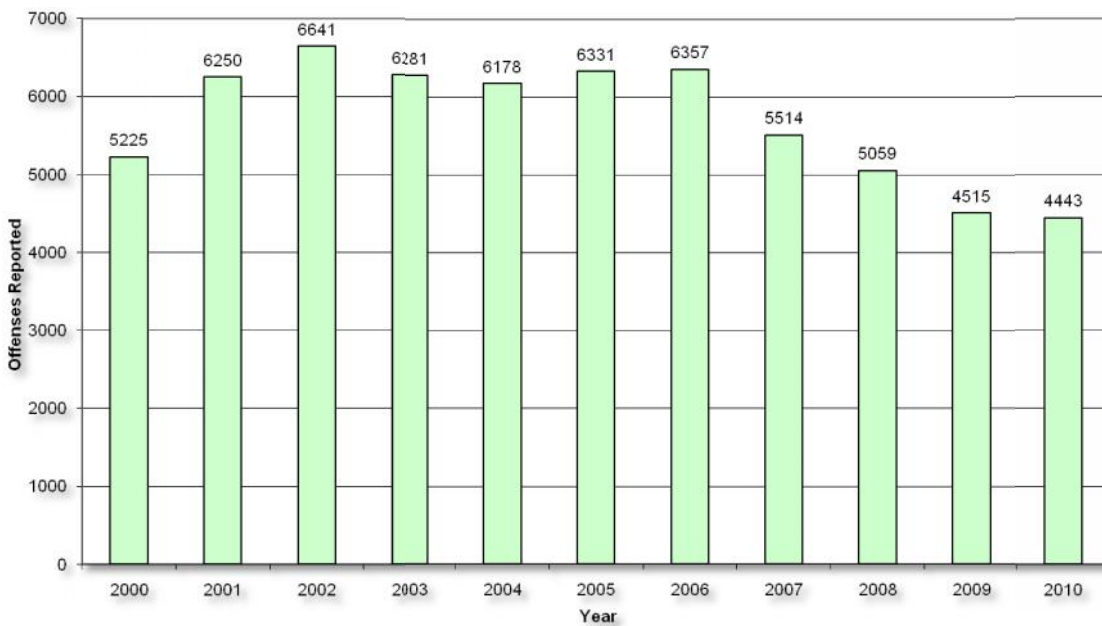


Property Crime

Property crime in our city peaked in 2002 and has generally been on the decline, since. Significant improvements were made in the reduction of Motor Vehicle Theft in 2010. Burglary, on the other had saw an increase of 16.45%.

Property Crime

**The FBI defines the Property crime rate as the sum of all burglary, larceny-theft, and motor vehicle thefts reported to law enforcement.



*Photo courtesy of Springfield News-Sun.

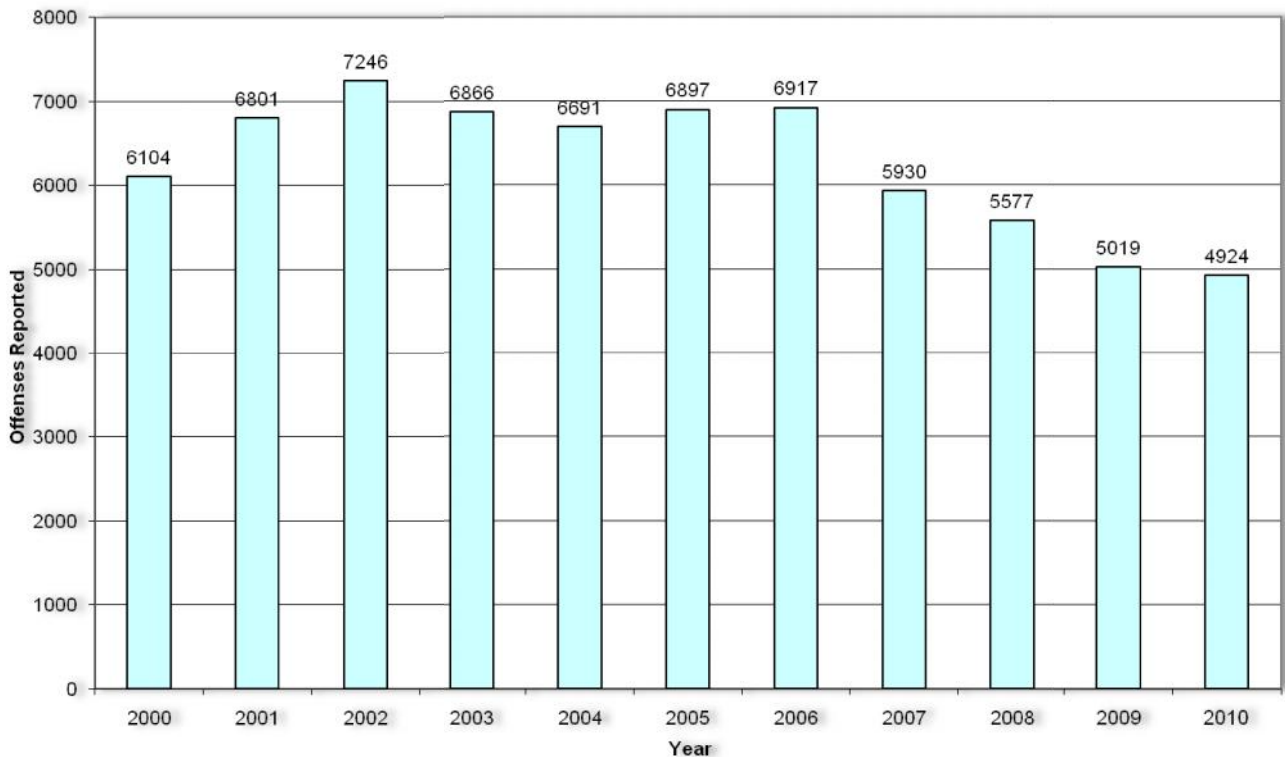


Index Crime

The Index Crime rate is an aggregate of all the crime reported to the FBI through the Uniform Crime Reporting (UCR) program.

Index Crime

***The FBI defines the Index crime rate as the sum of eight offenses (murder, rape, robbery, aggravated assault, burglary, larceny, motor vehicle theft, and arson) which serves as an indicator of the jurisdiction's crime experience.



Springfield Police Division website

The Springfield Police Division website has several tools available to aid anyone in monitoring, and understanding crime in our city. Citizens can view the crimes being reported in the city using SPOTCRIME, report a Hotspot of criminal activity, or view their on-line motor vehicle crash report: <http://www.ci.springfield.oh.us/depts/police/>



K-9

The Springfield Police Division K-9, “Rambo,” and his human partner Officer Mike Fredendall were very active during 2010. Their number speak for themselves:

<i>Canine apprehensions-</i>	2 (fleeing felons)	<i>Currency located-</i>	\$14,252.00
<i>Cocaine powder located-</i>	1,243 grams	<i>Crack cocaine located-</i>	176 grams
<i>Heroin located-</i>	36 grams	<i>Marijuana located-</i>	17,323 grams
<i>Evidence recovered-</i>	9 items/articles	<i>Area searches-</i>	27
<i>Building searches-</i>	21	<i>Residential searches-</i>	8
<i>Vehicle free air sniffs-</i>	147	<i>Tracks-</i>	41



*Photos courtesy of Springfield News-Sun.



Adult Criminal Arrests

Adult criminal arrests were down from 2009 to 2010 as was the incidence of crime.

Adult Criminal Arrests												
	2000	2001	2002	2003	2004	2005	2006	2007	2008	2009	2010	% change 1 yr- 2009 to 2010
CHARGES												
Murder	6	7	6	3	8	7	3	2	5	7	2	-71.43%
Negligent Manslaughter	2	0	1	1	0	0	0	1	0	0	0	no change
Rape	11	14	16	15	10	18	8	5	5	6	2	-66.67%
Robbery	63	53	65	64	78	72	86	59	60	60	47	-21.67%
Aggravated Assault	85	90	80	91	75	90	85	92	94	99	91	-8.08%
Burglary/Breaking & Entering	104	120	129	163	156	175	219	177	163	153	129	-15.69%
Larceny-Theft	407	402	447	611	568	455	482	554	658	471	444	-5.73%
Motor Vehicle Theft	10	15	34	27	24	33	33	24	20	11	15	36.36%
Other Assault	635	652	705	833	796	775	675	678	702	839	758	-9.65%
Arson	3	0	1	3	2	4	4	6	2	3	2	-33.33%
Forgery/Counterfeiting	54	67	86	115	92	76	88	69	36	47	25	-46.81%
Fraud	91	89	83	82	76	77	90	60	52	76	50	-34.21%
Embezzlement	0	0	0	0	0	0	0	0	0	0	0	no change
Receiving Stolen Property	78	123	115	158	172	151	176	157	125	113	99	-12.39%
Vandalism	22	16	22	20	21	28	24	20	28	102	81	-20.59%
Weapons Charges	33	48	47	72	69	53	48	47	40	34	30	-11.76%
Prostitution & Vice	35	50	43	193	43	10	21	36	24	55	56	1.82%
Other Sex Offenses	31	30	26	37	35	26	22	28	25	28	25	-10.71%
Drug Abuse/Possession	182	265	197	309	274	220	248	195	151	156	142	-8.97%
Gambling	1	3	0	1	0	0	0	0	0	0	4	400.00%
Offenses Against Family	128	83	142	144	123	134	134	146	145	170	141	-17.06%
Driving Under Influence	183	317	289	316	80	205	161	154	193	330	299	-9.39%
Liquor Laws Violations	67	73	63	56	43	12	10	9	12	16	13	-18.75%
Drunkenness	22	14	17	16	18	22	16	23	37	25	31	24.00%
Disorderly	71	36	56	65	45	73	82	108	85	91	53	-41.76%
Vagrancy	0	0	0	0	0	0	0	0	0	0	0	no change
Misc. Violations	798	900	908	1100	1891	1991	2093	2037	2056	1688	1446	-14.34%
Suspicion	0	0	0	0	0	0	0	0	0	0	0	no change
Total Criminal Arrests	2000	2001	2002	2003	2004	2005	2006	2007	2008	2009	2010	
For Adults	3122	3467	3578	4495	4699	4707	4808	4687	4718	4580	3985	-12.99%
% change 11 yr- 2000 to 2010	27.64%											
% change 6 yr- 2005 to 2010	-23.13%											
% change 1 yr- 2009 to 2010	-12.99%											




Juvenile Criminal Arrests

Juvenile Criminal Arrests												
	2000	2001	2002	2003	2004	2005	2006	2007	2008	2009	2010	% change 1 yr- 2009 to 2010
CHARGES												
Murder	0	1	3	1	0	1	0	0	0	1	0	-100.00%
Negligent Manslaughter	0	0	0	0	0	0	0	0	0	0	0	no change
Rape	8	7	11	11	7	5	6	7	3	5	2	-60.00%
Robbery	8	16	23	20	6	21	17	19	7	5	5	no change
Aggravated Assault	26	8	13	14	9	13	13	11	3	6	4	-33.33%
Burglary	39	44	53	62	47	71	59	30	21	20	13	-35.00%
Theft	147	128	158	160	144	89	78	77	120	72	43	-40.28%
Motor Vehicle Theft	5	7	14	18	16	13	13	5	1	7	5	-28.57%
Other Assault	153	178	219	244	291	237	247	218	197	226	159	-29.65%
Arson	3	2	1	4	7	3	2	8	0	6	2	-66.67%
Forgery/Counterfeiting	3	0	2	4	3	0	3	0	2	3	0	-300.00%
Fraud	1	0	5	0	0	0	0	1	0	0	0	no change
Embezzlement	0	0	0	0	0	0	0	0	0	0	0	no change
Receiving Stolen Property	47	51	45	71	46	55	23	19	24	12	2	-83.33%
Vandalism	13	14	20	15	22	10	19	24	34	36	26	-27.78%
Weapons Charges	7	12	21	13	17	12	18	11	6	10	12	20.00%
Prostitution & Vice	0	0	0	2	0	0	0	0	0	0	1	100.00%
Other Sex Offenses	7	9	9	15	9	7	10	1	10	5	6	20.00%
Drug Abuse/Possession	54	38	29	34	35	28	21	13	18	10	13	30.00%
Gambling	0	0	0	0	0	0	0	0	0	0	0	no change
Offenses Against Family	3	1	3	1	3	1	2	1	1	2	1	-50.00%
Driving Under Influence	0	8	7	3	0	2	3	1	0	1	3	200.00%
Liquor Laws Violations	36	36	45	27	3	1	1	2	0	0	0	no change
Drunkenness	2	2	1	1	0	0	0	1	0	0	0	no change
Disorderly	8	13	36	53	73	46	69	65	46	28	21	-25.00%
Vagrancy	0	0	0	0	0	0	0	0	0	0	0	no change
Misc. Violations	185	207	189	231	312	267	306	242	205	151	115	-23.84%
Suspicion	0	0	0	0	0	0	0	0	0	0	0	no change
Curfew and Loitering	101	110	60	54	78	40	12	32	38	35	40	14.29%
Runaways	0	19	24	24	24	13	10	22	13	8	7	-12.50%
Total Juvenile Criminal Arrests	2000	2001	2002	2003	2004	2005	2006	2007	2008	2009	2010	
	856	911	991	1082	1152	935	932	810	749	649	480	-26.04%
% change 11 yr- 2000 to 2010	-43.93%											
% change 6 yr- 2005 to 2010	-53.15%											
% change 1 yr- 2009 to 2010	-26.04%											



2010 Domestic Violence Incidents (DVI)

Over the last decade Domestic Violence has been one of the top three calls for service that Springfield Police Officers respond to. The Springfield Police Division continues to work in partnership with Project Woman to reduce the incidence of Domestic Violence in our community.



*Photos courtesy of Springfield News-Sun.

Number of DVI where Domestic Violence, Protection Order, or Consent Agreement Violations charges were filed by the reporting agency.....	319
Number of DVI where other criminal charges other than Domestic Violence, Protection Order, or Consent Agreement violations, were filed by reporting agency.....	110
Number of DVI where no charges were filed by reporting agency.....	851
Total Number of DVI to which SPD responded to in 2010.....	1279

(Note- the numbers reported here are as classified by the responding officer. The numbers reported in Calls for Service vary as originally entered/classified by the dispatcher who took the call.)

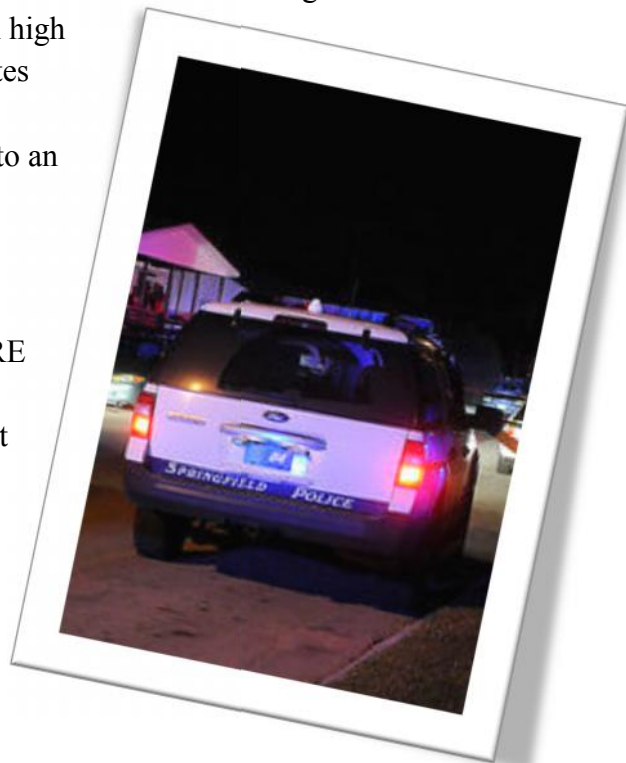


SRO's, DARE, and Clark State Officers

Six (6) full time police officers are assigned to work directly with the Springfield City School district. These School Resource Officers, known as SROs, perform a number of functions within the schools. The SROs work to develop positive relationships between the students and police officers. They represent a positive role model to the youth of our community. They interact with the students on a variety of law enforcement topics that range from prevention practices to possible consequences as a result choices and decisions they make. They also participate with the Clark County Safe Communities Coalition, and brought the “Every 15 Minutes” program to the entire Springfield High School student body in the fall of 2010. The program is a two-day event that involves a simulated a mock crash with a high school aged student killed as the result of an alcohol related crash. A high school student is then removed from class every fifteen minutes and kept from family and friends. This allows students and families to experience what it would be like to lose someone to an alcohol related crash.

The Springfield Police Division has two (2) D.A.R.E. officers who, in 2010, worked with 400 Safety City Students, taught 800 5th grade DARE students, and 800 7th grade DARE students. The DARE Officers also instructed 680 elementary students in the 3rd Grade Safety Belt program to promote seat belt usage. The DARE officers hosted three skate parties during 2010 and participated in the Memorial Day Parade with the DARE essay winners. The DARE officers are also involved in training the school safety patrols for the elementary schools.

The division has two (2) officers assigned to work at Clark State Community College. This is the second year of this continued partnership. The officers assigned to Clark State are on the Behavioral Intervention Team “BIT”, which assists students, faculty, and staff with mental health assistance if needed. Their tasks include supervising 6 student cadets while providing security for Clark State’s 3600 students and two campuses. These six cadets are scheduled to provide security for the Performing Arts Center and both campuses.



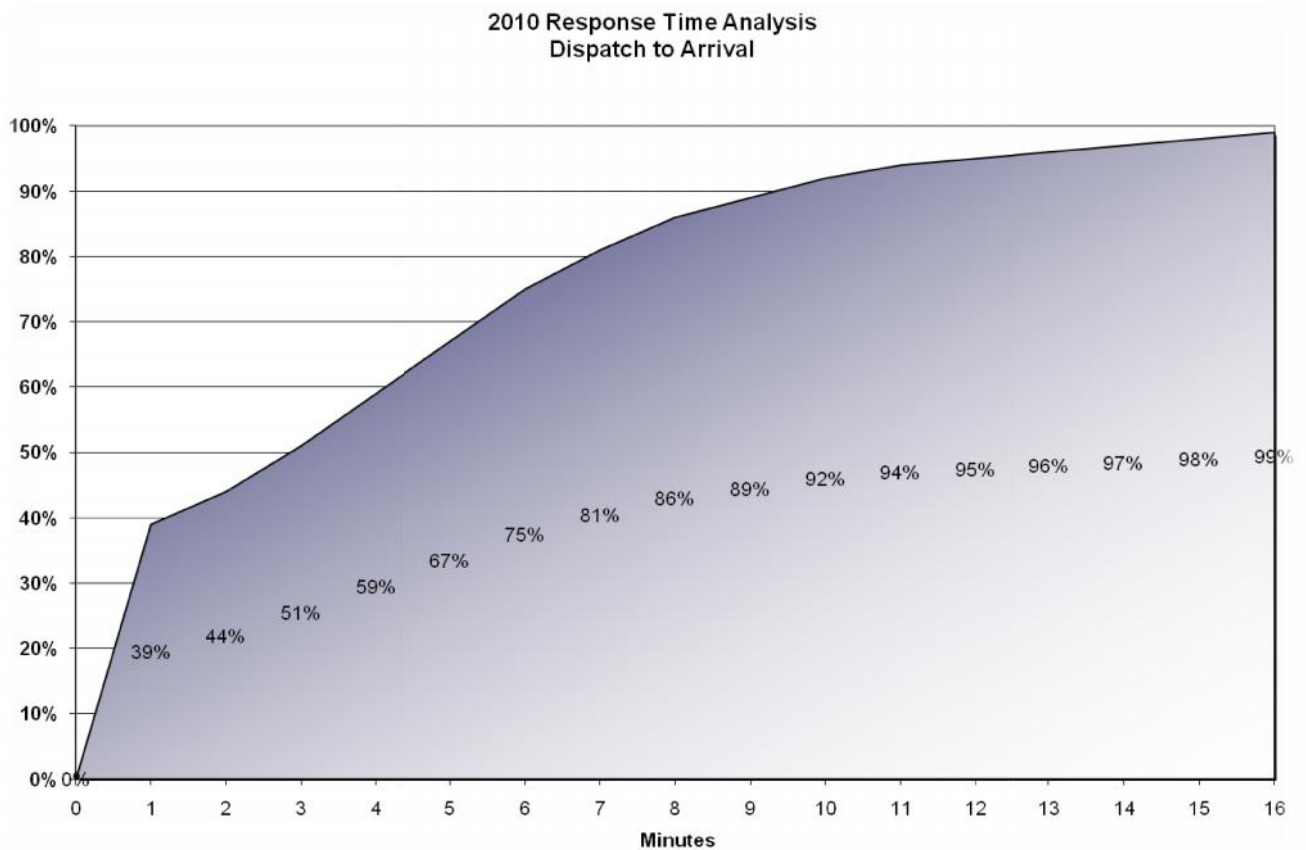
**Photo courtesy of Springfield News-Sun.*



Uniform Patrol Sub-Division

The Springfield Police Division is comprised of three major sub-divisions. The Uniform Patrol Sub-Division is responsible for all calls for service, traffic crash investigation, School Resource Officers, the Community Response Team, and much more.

In 2009 the Springfield Police Division's Uniform Patrol responded to 51% of all calls within 4 minutes of dispatch. During 2010 response time was improved to 51% of all calls within 3 minutes of dispatch. It should be noted that the Springfield Police Division prioritizes the call load. This means that calls involving significant risk to life or property are responded to first, and will generally fall within the 51% of all calls responded to within 3 minutes. Events such as picking up property or serving a subpoena are responded to accordingly.





Uniform Patrol Activity Summary

On an average day the Springfield Police Division responds to almost 12 call per hour, between 5 and 6 pm. Which is over 4,000 calls a year, during that one hour of the day.

2010 Hour of the Day Activity Summary					Avg. # of calls per hour-	%
12	AM	to	1	AM	7.82	4.43
1	AM	to	2	AM	6.81	3.86
2	AM	to	3	AM	6.08	3.45
3	AM	to	4	AM	4.54	2.57
4	AM	to	5	AM	3.15	1.79
5	AM	to	6	AM	2.18	1.23
6	AM	to	7	AM	2.16	1.22
7	AM	to	8	AM	2.83	1.06
8	AM	to	9	AM	4.81	2.73
9	AM	to	10	AM	6.95	3.94
10	AM	to	11	AM	7.85	4.45
11	AM	to	12	PM	7.15	4.05
12	PM	to	1	PM	7.83	4.44
1	PM	to	2	PM	8.57	4.86
2	PM	to	3	PM	8.55	4.85
3	PM	to	4	PM	9.28	5.26
4	PM	to	5	PM	10.88	6.17
5	PM	to	6	PM	11.73	6.65
6	PM	to	7	PM	10.61	6.01
7	PM	to	8	PM	9.82	5.56
8	PM	to	9	PM	9.62	5.45
9	PM	to	10	PM	9.75	5.52
10	PM	to	11	PM	9.22	5.23
11	PM	to	12	AM	8.29	4.70
Quietest hour of the day- 6am-7am.						
Busiest hour of the day- 5pm-6pm.						
*Incidents may not add up to 100%, due to rounding.						



Uniform Patrol Highlights

- The Clark County Health Department was awarded a grant from the Ohio Traffic Safety Office for the amount of \$136,000.00 to conduct OVI checkpoints and saturation patrol. The grant is to deter, educate, and arrest people that are operating a motor vehicle while intoxicated. The grant period runs from October 2010 through September 2011. There are 11 counties in the state of Ohio that have been awarded an OVI Task Force Grant. Our Task Force is made up of members from the Clark County Health Department, Clark County Sheriffs Office, Springfield Police Division, Ohio State Highway Patrol, South Charleston Police Division, Tremont City Police Division, Enon Police Division, German Township Police Division, and North Hampton Police Division. As well as volunteers from Springfield Fire Divisions Box 27, Clark County EMA, Ohio Department of Transportation, and Ohio Liquor Control.
- Uniform Patrol Officers attended several training classes during 2010. These included: SWAT Training, Amber Alert Training, Crisis Intervention, and Enhancing Combat Pistol Skills.
- Uniform Patrol received two Rapid ID Units, which read fingerprints in the field and identify persons on the street. The devices were used successfully a number of times, instantly identifying persons that were lying about their identity - potentially saving hours of work.
- Shift Level Crime Scene Technicians (CST's) received three new digital cameras to assist with on-shift investigations. The work of the shift level CST's, processing crime scenes, has lead to the arrest of several individuals after being identified through the fingerprints or DNA that the officers collected.





Traffic Crash Investigation

Accidents - 2,082

Fatals - 2

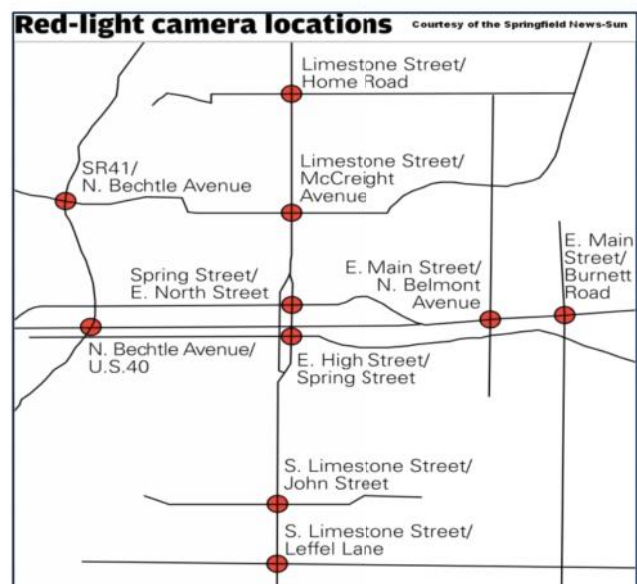
Alcohol related fatal - 1

No seat belts - 1, other fatal was motorcycle so did not apply

Ave age for fatal victim - 39 yrs old

Top crash intersections:

1. Bechtle / Troy (Rt. 41)
2. Main / Burnett
3. North / Spring
4. Main / Center



Red light camera violations:

2010 - 7,773 (down 228)

2009 - 8,001

Top 3 camera violation intersections

1. Bechtle / Troy 2,023 (26%)
2. Main / Belmont 1,788 (23%)
3. Limestone / Leffel 982 (13%)



Investigation Sub-Division

The Springfield Police Division's Investigations Sub-Division is comprised of three major units. Crime against Persons, Crimes against Property, and the Narcotics/Intelligence Unit. The detectives assigned to this sub-division conduct in depth, and often long term investigations of major cases. Some of the highlights for 2010 were:

- Working jointly with the DEA a drug take back program was completed during which over 120 pounds of prescription pills were turned in to be destroyed.



- Two businesses were raided after it was determined that they were being used for prostitution. Three women were charged with prostitution, engaging in a pattern of corrupt activity and money laundering. \$4879 in cash was seized one business while \$2215 was seized from the second. One of the buildings was forfeited to the City of Springfield as part of a plea agreement.
- Seven people were arrested in 2010 for Engaging in a Pattern of Corrupt activity. Items seized during this particular investigation included over a kilogram of cocaine, ½ ounce of crack cocaine over 100 ounces of marijuana, \$78,653.01 in cash, 11 vehicles and 8 guns.
- Two search warrants were completed during 2010 to address a problem of illegal gambling.
- Two Marijuana grows were shut down. In one, over 30 marijuana plants and approximately 25 ounces of dried marijuana were also seized from a home within the city during 2009. In addition \$14,855 in cash, 4 guns and 4 vehicles along with a home were forfeited to the City of Springfield at the completion of the case.
- A local bank reported that \$98,000 had been embezzled. The suspects were identified through a subsequent investigation and they plead guilty to the crime.
- A 92 year old person reported the theft of \$200,000. The investigation identified the suspect who was found guilty and sentenced to prison.



Staff Services Sub-Division

The Staff Services Sub-Division supports the work of the other two sub-divisions. Activities completed by this sub-division include Forensic Crime Lab, Crime Scene Investigation, property management, firearms training, records management, prisoner booking, fingerprinting and analysis, and research. During 2010 the Crime Scene Unit work 68 intensive crime scenes where their technical experience was needed.

Springfield Police Property Room Statistics	
Activity	Total-Year
Fingerprint cards processed	61
Property returned or released (cases)	475
Property or evidence submitted (cases)	2250
Total number of items submitted	5184
Property submitted for disposal (cases)	387
Evidence to Detective case files (cases)	285
Latent print checks for matches (cases)	381
Cases with digital photos	1660
Taxi license processed	0
Court Orders Completed	46
Total Book-in entries	11890
Individuals processed at Book-in	5187
Total	27806

Springfield Police Crime Lab Statistics	
Activity	Total-Year
Cases received	956
Cases worked	868
Cases closed, no action taken	46
Subpoenas received	88
Court appearances	7
Total-Month	1965
Backlog	205

Springfield Police Records Section Statistics	
Activity	Total-Year
Incident Report Requests	4088
Accident Report Requests	4416
Records Check Requests	4786
Miscellaneous Requests	433
Total	13723



Awards

Annually the Division recognizes the efforts of the men and women who work daily to protect our community. In 2010 the Officers who lost their lives protecting Springfield were awarded the Medal of Valor. Their families were also recognized. (Additional information on those brave officers can be found on page 30.)

Award	Rank	First Name	Last Name
Medal of Valor	Officer	Charles	Collis
	Officer	James	Llewellyn
	Officer	Oliver	Holderby
	Officer	Clarence	Lutz
	Officer	John	Donnelly
	Officer	Charles	Holt
	Officer	Carl	Wilson
	Officer	Martin	Randolph
	Officer	Leroy	Warren



Purple Heart	Officer	Jimmy	Cosby
---------------------	---------	-------	-------

Lifesaving	Officer	Jason	Byron
	Officer	Stephanie	Crego
	Officer	R.D.	Jordan
	Officer	John	McCoy
	Officer	James	McCutcheon



Chief's Commendation	Sergeant	Mitch	Hurst
	Sergeant	Mike	Kranz
	Sergeant	Joe	Tedeschi
	Officer	James	Byron
	Officer	Michael	Curtis
	Officer	Brian	Fent
	Officer	Joe	Lewis
	Officer	Ryan	Mink
	Officer	Jerrod	Osborne
	Officer	Paula	Rich
	Officer	Jennifer	Scott
	Officer	Tom	Selner





Roster

Badge #	Name	Rank	Date of Hire	Separation Date
584	MOODY, STEPHEN P.	CHIEF	09-26-1977	
604	ICENHOUR, EDWARD A.	POLICE OFFICER	05-07-1984	
605	HILL, MICHAEL P. SR	CAPTAIN	05-07-1984	
610	PARSONS, MARK A.	POLICE OFFICER	07-16-1984	
612	BEEDEY, ROBERT M. II	SERGEANT	07-16-1984	
614	WEAR, LORIN M. III	POLICE OFFICER	02-11-1985	2010
615	ALEXANDER, LLOYD	LIEUTENANT	02-11-1985	
617	PEABODY, BRIAN T.	SERGEANT	02-11-1985	
619	NOURSE, GREGORY E.	SERGEANT	09-09-1985	2010
622	EGGERS, BARRY C.	SERGEANT	09-09-1985	
625	FLORES, JEFFREY L.	SERGEANT	11-25-1985	
626	MCCOY, JOHN D.	POLICE OFFICER	11-25-1985	
628	FLEMING, RICKY L.	POLICE OFFICER	11-25-1985	
629	JACOBS, ROBERT E.	POLICE OFFICER	04-07-1986	
630	KEYS, JOHN J.	POLICE OFFICER	04-07-1986	
631	STANDLEY, KIMBERLY	SERGEANT	04-07-1986	
634	BARCUS, MELINDA S.	SERGEANT	09-08-1986	
636	RADANOVICH, BRIAN	SERGEANT	09-08-1986	
638	HOPPER, KEITH A.	SERGEANT	01-04-1988	
640	JORDAN, RONALD D.	POLICE OFFICER	01-04-1988	



Badge #	Name	Rank	Date of Hire	Separation Date
641	MOOS, BRADLEY D.	LIEUTENANT	09-11-1989	
643	HUTCHINS, JAMES M.	CAPTAIN	09-11-1989	
645	WOODRUFF, GERALD S.	SERGEANT	09-11-1989	
646	BARCUS, TIMMY R.	POLICE OFFICER	09-11-1989	
648	SCOTT, CHAD M. JR.	POLICE OFFICER	03-25-1991	
653	KING, TRENTON B.	POLICE OFFICER	03-25-1991	
656	TEDESCHI, JOSEPH J.	SERGEANT	03-25-1991	
658	LOPEZ, NOEL	LIEUTENANT	07-15-1991	
659	STEINMETZ, JEFFREY	POLICE OFFICER	07-15-1991	
660	LYLE, DAVID	POLICE OFFICER	07-15-1991	
665	RICH, PAULA	POLICE OFFICER	07-15-1991	
669	HALL, JAMES P.	SERGEANT	02-24-1992	
671	HICKS, DARWIN	POLICE OFFICER	02-24-1992	
674	TURNER, LOUIS A.	LIEUTENANT	02-24-1992	
675	BELL, EVERETT E. II	POLICE OFFICER	02-24-1992	
677	DEWINE, DANIEL E.	POLICE OFFICER	02-24-1992	
679	HURST, MITCHELL L.	SERGEANT	02-24-1992	
681	EMBRY, DELANA D.	POLICE OFFICER	02-24-1992	
684	MALICKI GLEN A.	POLICE OFFICER	03-30-1992	
685	ASHCRAFT, NATHEON	POLICE OFFICER	03-30-1992	
687	MEYER, JEFFREY S.	LIEUTENANT	03-30-1992	
688	COSBY, JIMMY M.	POLICE OFFICER	03-30-1992	



Badge #	Name	Rank	Date of Hire	Separation Date
689	ZAWADA, THOMAS	POLICE OFFICER	03-30-1992	
690	BOWEN, JERRY D.	POLICE OFFICER	03-30-1992	
692	LAKE, JENNIFER G.	POLICE OFFICER	03-30-1992	
693	BASS, VERNON	POLICE OFFICER	03-30-1992	
697	HOBBS, DOUGLAS	POLICE OFFICER	03-29-1993	
698	VARNER, MICHAEL	CAPTAIN	03-29-1993	
699	MCCONNELL, KEITH A.	POLICE OFFICER	06-06-1994	
704	CANTER, SHAWN M.	POLICE OFFICER	09-19-1994	
705	HARRIS, DAVID D.	SERGEANT	05-30-1995	
708	GABBARD, CLARENCE	POLICE OFFICER	02-26-1996	
709	MARTIN, ROBERT E.	POLICE OFFICER	02-26-1996	
710	GREEN, DOUGLAS T.	POLICE OFFICER	02-26-1996	
711	GRAF, LEE E.	LIEUTENANT	02-26-1996	
712	KLARK, JEROME R.	POLICE OFFICER	02-26-1996	
714	HENSON, STEPHEN L.	POLICE OFFICER	02-26-1996	
716	BALLENTINE, RANDALL	SERGEANT	02-26-1996	
717	DYKES, JOHNNY L.	POLICE OFFICER	02-26-1996	
718	PERGRAM, DAVID D.	POLICE OFFICER	02-26-1996	
719	BAUER, BRETT B.	SERGEANT	02-26-1996	
721	SCOTT, ANDREW	POLICE OFFICER	08-12-1996	
723	TATE, ROBERT	SERGEANT	08-12-1996	2010
724	MONTICO, JEROME	POLICE OFFICER	08-12-1996	



Badge #	Name	Rank	Date of Hire	Separation Date
725	ALLEN, DAVID	POLICE OFFICER	08-12-1996	
726	CLICK, WILLIAM	POLICE OFFICER	01-06-1997	
727	BYRON, JAMES T.	POLICE OFFICER	01-06-1997	
728	ASHWORTH, GEOFFREY	POLICE OFFICER	01-06-1997	
729	JORDAN, RONALD W.	POLICE OFFICER	08-11-1997	
730	SELNER, THOMAS	POLICE OFFICER	08-11-1997	
735	EMMEL, DAVID	SERGEANT	01-26-1998	
736	KRANZ, MICHAEL	SERGEANT	01-26-1998	
737	BYRON, JASON T.	POLICE OFFICER	09-14-1998	
738	ARMSTRONG, CHRIS	POLICE OFFICER	09-14-1998	
739	WILLIAMS, JEFFREY A.	POLICE OFFICER	04-12-1999	
740	LEWIS, DANA L.	POLICE OFFICER	04-12-1999	
741	BAADER, TRAVIS	POLICE OFFICER	04-12-1999	
742	FENT, SANDRA L.	POLICE OFFICER	11-08-1999	
744	BELCHER, PHILIP G., JR.	POLICE OFFICER	04-17-2000	
745	DAVIS, NEAL P.	POLICE OFFICER	04-17-2000	2010
746	HERALD, PAUL R., JR.	POLICE OFFICER	04-17-2000	
747	FRASCO, KERI J.	POLICE OFFICER	10-09-2000	
749	FENT, BRIAN J.	POLICE OFFICER	01-29-2001	
750	HAYTAS, MATTHEW M.	POLICE OFFICER	08-06-2001	
751	FREDENDALL, ROBERT	POLICE OFFICER	08-06-2001	
752	COLLINS, BEAU A.	POLICE OFFICER	08-06-2001	



Badge #	Name	Rank	Date of Hire	Separation Date
754	TAYLOR, BRIAN P.	POLICE OFFICER	08-06-2001	
755	HAYTAS, JOSHUA J.	POLICE OFFICER	01-07-2002	
759	DAVIS, SHANE A.	POLICE OFFICER	02-25-2002	
760	JENKINS, ROGER A. II	POLICE OFFICER	02-25-2002	
763	IVORY, GREGORY V.	POLICE OFFICER	08-12-2002	
765	CURTIS, MICHAEL T.	POLICE OFFICER	02-24-2003	
766	GARMAN, GREG A.	POLICE OFFICER	02-24-2003	
768	BUYNAK, MATTHEW A.	POLICE OFFICER	02-24-2003	
769	VIA, JASON	POLICE OFFICER	11/17/2003	
771	HOLT, NICOLAS	POLICE OFFICER	11/17/2003	
773	FREDENDALL, ANNA	POLICE OFFICER	12/1/2003	
775	SCOTT, JENNIFER	POLICE OFFICER	10/24/2005	
776	CHRISMAN, KELLY	POLICE OFFICER	10/24/2005	
777	LEWIS, JOE	POLICE OFFICER	10/24/2005	
779	SPEAKMAN, WILLIAM	POLICE OFFICER	7/17/2006	
781	ANDERSON, CODY	POLICE OFFICER	7/17/2006	
782	HOYING, KEVIN	POLICE OFFICER	7/17/2006	
784	BENNETT, ALLISON	POLICE OFFICER	7/17/2006	
785	ELLIOTT, TYLER	POLICE OFFICER	1/22/2007	
786	MCCUTCHEON, JAMES	POLICE OFFICER	1/22/2007	
787	MITCHELL, GERALD	POLICE OFFICER	1/22/2007	
788	NICHOLS, DERIC	POLICE OFFICER	1/22/2007	



Badge #	Name	Rank	Date of Hire	Separation Date
789	PHILLIPS, JASON	POLICE OFFICER	1/22/2007	
790	KIBLER, WENDY	POLICE OFFICER	1/22/2007	
791	MEYER, SHELLY	POLICE OFFICER	7/23/2007	
792	KERNS, JEFFERY	POLICE OFFICER	7/23/2007	
793	PARR, MATTHEW	POLICE OFFICER	7/23/2007	
795	MATTHEWS, CHANELLE	POLICE OFFICER	7/23/2007	
797	CREGO, STEPHANIE	POLICE OFFICER	7/23/2007	
798	SHAFFER, KYLE, B,	POLICE OFFICER	7/21/2008	
799	EVANS, WILLIAM, F,	POLICE OFFICER	7/21/2008	
800	OSBORNE, JERROLD, L,	POLICE OFFICER	7/21/2008	
801	DAVENPORT, JAMES, NMI,	POLICE OFFICER	7/21/2008	
802	MINK, RYAN, A,	POLICE OFFICER	7/21/2008	
803	HUSH, DUWAYNE, K,	POLICE OFFICER	7/21/2008	
804	WENDLING, PAUL, JR	POLICE OFFICER	7/21/2008	
805	ROBERTS, KENNETH, D,	POLICE OFFICER	7/28/2008	
806	ROBINSON, JOSEPH, R	POLICE OFFICER	3/2/2009	
807	COSBY, SETH, M,	POLICE OFFICER	3/2/2009	
808	MCCARTY, TYLER, S,	POLICE OFFICER	3/2/2009	
809	HAMMANN, GEORGE, AC	POLICE OFFICER	3/2/2009	
*	CONNOR, WILLIAM, S,	POLICE OFFICER	3/2/2009	2010
810	BRONSORD, ANDREW	POLICE OFFICER	6/7/2010	
811	MAST, BENJAMIN	POLICE OFFICER	6/7/2010	



Badge #	Name	Rank	Date of Hire	Separation Date
812	FLEMING,ERIC	POLICE OFFICER	6/7/2010	
813	HOOK,ZACHARY	POLICE OFFICER	6/7/2010	
814	JOHNSON,ZACHARY	POLICE OFFICER	6/7/2010	





★ ★ ★ ★ ★ ★ ★ ★ ★ ★

In Memoriam

In grateful memory of
the Police Officers of the
City of Springfield who
gave their lives in the
performance of their
duty:

★ ★ ★ ★ ★ ★ ★ ★ ★ ★



Patrolman Charles B. Collis
End of Watch: Monday, March 7, 1904
Cause of Death: Duty related illness

Patrolman Charles A. Holt
End of Watch: Thursday, June 30, 1932
Cause of Death: Gunfire

Patrolman James H. Llewellyn
End of Watch: Sunday, March 21, 1915
Cause of Death: Struck by a streetcar

Patrolman Carl J. Wilson
End of Watch: Monday, February 18, 1935
Cause of Death: Gunfire

Patrolman Oliver P. Holderby
End of Watch: Thursday, July 4, 1929
Cause of Death: Gunfire

Patrolman Martin P. Randolph
End of Watch: Friday, September 3, 1937
Cause of Death: Gunfire

Patrolman Clarence Lutz
End of Watch: Monday, December 29, 1930
Cause of Death: Struck by a vehicle

Patrolman Leroy Warren Jr.
End of Watch: Saturday, July 25, 1959
Cause of Death: Vehicle pursuit

Patrolman John M. Donnelly
End of Watch: Tuesday, July 14, 1931
Cause of Death: Automobile accident