

2013 ANNUAL REPORT

Springfield Police Division
130 North Fountain Av.
Springfield, Ohio 45502
937-324-7680
spd@ci.springfield.oh.us



Table of Contents

Page	Description
3	History of the Springfield Police Division
4	Organizational Chart
5	Budget Expenditures
6	Springfield, Ohio Police Sector Map
7	Response Time Analysis
8	Calls for Service (CFS) Basic Data
9	Calls for Service Ranked by Sector Volume
10	Calls for Service Ranked by Type and Volume
11	Traffic Accident Data
12	Offenses Reported to Law Enforcement
13	Violent Crime
14	Property Crime
15	Index Crime
16	Adult Criminal Arrests
17	Adult Criminal Arrests Five Year Comparison
18	Juvenile Criminal Arrests
19	Juvenile Criminal Arrests Five Year Comparison
20	Roster
23	Award ribbons worn by Officers of the Springfield, Police Division
28	2013 Awards
29	In Memoriam

**Cover image courtesy of Officer Bill Evans.*

History of the Springfield Police Division

The Springfield Police Division was founded in 1867. After a rough beginning with multiple chief appointments, the division developed on firm ground under the direction of Chief Richard O'Brien. O'Brien would remain the Chief of Police for 25 years (1899-1924). The department has seen many changes from the first station house on Spring Street (1867-1890), when drunks were transported to the jail in wheelbarrows, to the City Building/Police Station (now the Heritage Center of Clark County) where the Police were stationed from 1890-1980. In 1980, the Police Department moved to the current location at 130 North Fountain Avenue. Since then, the department has continued to grow, along with the population of Springfield. The department currently has 128 sworn officers and 16 civilian employees. Chief Stephen Moody is the 22nd Chief of Police. The Springfield Police Division is strong in history and tradition. We proudly display, throughout our facility, items and photos honoring those who have served, and those who have lost their lives serving and protecting the citizens of Springfield, Ohio.



Members of the Springfield Police Division circa 1890.



Historical items of the division on display at the sub-station.

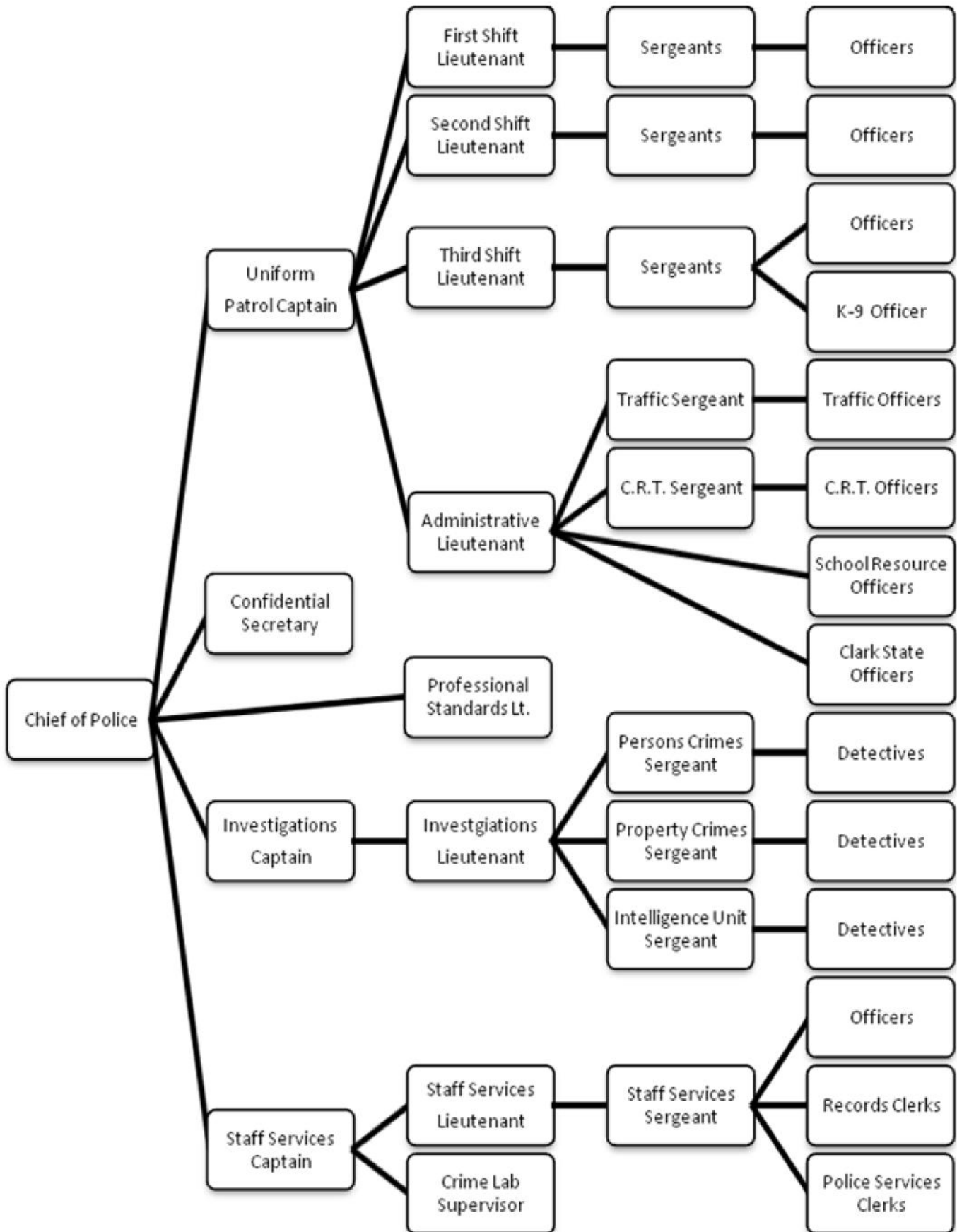


SPD badge circa 1890.



Chief Stephen P. Moody

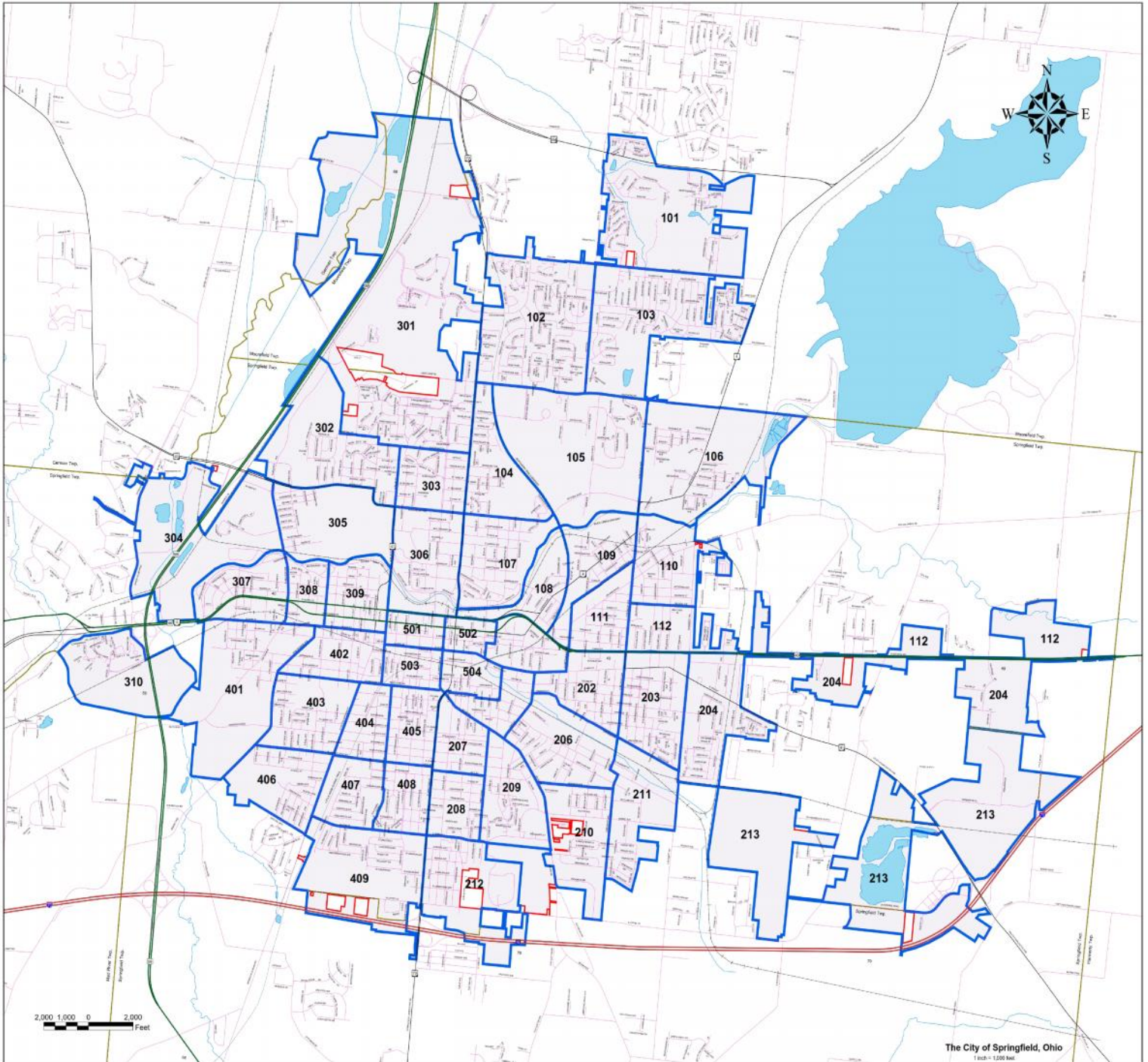
Organizational Chart



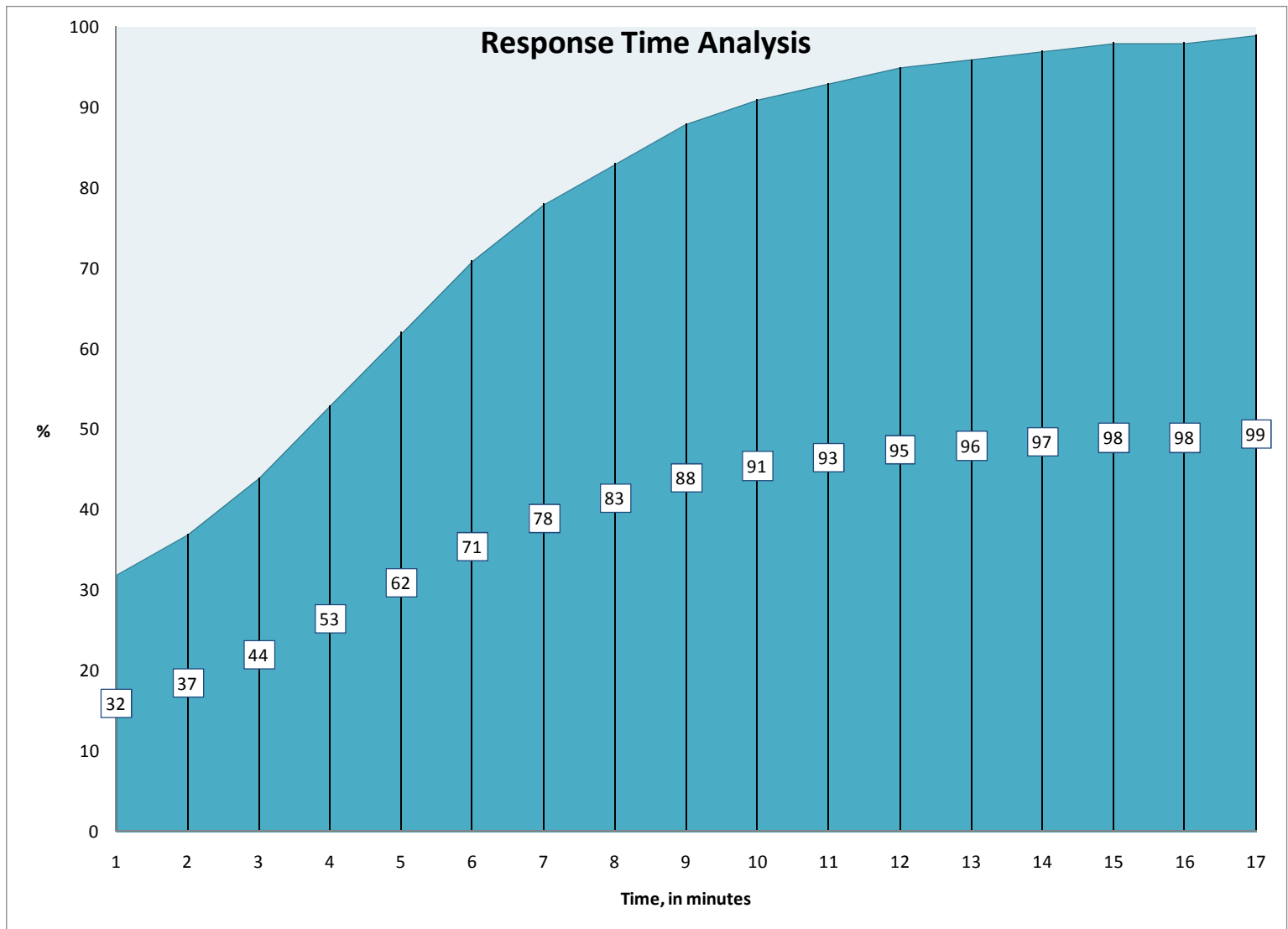
Budget Expenditures

Salaries - Uniform	\$	6,756,604.84
Salaries - Non-Uniform		906,705.90
Salaries - Seasonal		17,477.82
Overtime, Court, Retires		779,878.24
Pension: PERS		87,332.45
Pension: PFDPF		1,474,872.58
Insurance - Hospitalization		1,606,055.06
Uniform Allowances		119,969.20
Workers Comp/Medicare		392,467.17
Reimburse Fringe Benefits		<u>38,470.38</u>
Total Personal Services	\$	12,179,833.64
Travel - Training	\$	11,118.50
Prisoner Sustenance		2,000.00
Office/Other Supplies		203,071.57
Equipment Maintenance		88,397.54
Contracted Services		54,015.36
Other Insurances		44,234.67
Vehicle Maintenance		79,834.70
Garage Labor		109,710.00
Vehicle Insurance		11,662.00
Fuel/Oil Costs		315,263.15
Utilities		116,410.83
Refunds		<u>-</u>
Total Other Expenses		<u>1,035,718.32</u>
TOTAL OPERATING EXPENSES		13,215,551.96
TOTAL CAPITAL EXPENSES		<u>312,820.71</u>
TOTAL EXPENSES	\$	<u>13,528,372.67</u>

Springfield, Ohio Police Division Sector Map



The City of Springfield, Ohio is divided into 48 police reporting sectors. Crime prevention and crime reduction strategies are targeted at the sectors experiencing the most criminal activity.



The Springfield Police Division responds to 32% of all calls for service in less than one minute and 53% of all calls for service in less than four minutes.



Calls for Service (CFS) Basic Data

SPRINGFIELD POLICE DIVISION

Calls for Police Service & Officer Initiated Events 2013

- In 2013 there were 61,238 calls for service and/or officer initiated events; a .57% decrease from 2012.*Down from 61,589 in 2012.
- 253 of the Calls for Service were responses that occurred outside the city limits. These calls included follow up investigations and responses to crimes that occurred within the city limits.
- 133 of the calls for service received in 2013 were cancelled prior to dispatch.
- The five sectors with the highest number of calls for service/officer initiated events in 2013 were: Sector 402 (3469), Sector 309 (2704), Sector 209 (2482), Sector 107 (2249), and Sector 208 (2099).

The top three (3) calls for service received by the Springfield Police Division, over the past five years were:

2009

Disorderly Conduct (5484) Domestic Violence (5415) Suspicious Activity (5387)

2010

Disorderly Conduct (6494) Suspicious Activity (5247) Domestic Violence (4356)

2011

Disorderly Conduct (6892) Suspicious Activity (5196) Traffic Stop (4335)

2012

Disorderly Conduct (6689) Suspicious Activity (5268) Domestic Violence (3617)

2013

Disorderly Conduct (7054) Suspicious Activity (5168) Theft (3679)

Calls for Service Top 20 Sectors Ranked by Frequency of Calls

2011		
Rank	Sector	Total
1	402	3509
2	309	2984
3	209	2483
4	107	2422
5	202	1960
6	203	1925
7	204	1903
8	207	1868
9	208	1853
10	501	1838
11	405	1806
12	306	1784
13	302	1741
14	109	1652
15	111	1649
16	105	1605
17	112	1536
18	206	1531
19	212	1430
20	408	1411

2012		
Rank	Sector	Total
1	402	3416
2	309	2752
3	209	2315
4	107	2190
5	306	2122
6	208	1958
7	203	1921
8	204	1852
9	202	1852
10	302	1744
11	405	1716
12	206	1601
13	109	1588
14	501	1551
15	112	1535
16	105	1487
17	212	1438
18	207	1435
19	205	1434
20	111	1391

2013		
Rank	Sector	Total
1	402	3469
2	309	2704
3	209	2482
4	107	2249
5	208	2099
6	306	2081
7	202	1935
8	302	1816
9	203	1726
10	109	1695
11	405	1670
12	206	1667
13	207	1646
14	204	1600
15	501	1592
16	105	1548
17	212	1463
18	205	1446
19	408	1417
20	111	1310

Top 20 Calls for Service Ranked by Year and Type

	2011	INCIDENT TYPE	2012	INCIDENT TYPE	2013	INCIDENT TYPE
1	6892	DISORDERLY CONDUCT	6689	DISORDERLY CONDUCT	7054	DISORDERLY CONDUCT
2	5196	SUSPICIOUS ACTIVITY	5268	SUSPICIOUS ACTIVITY	5168	SUSPICIOUS ACTIVITY
3	4335	TRAFFIC STOP	3617	DOMESTIC VIOLENCE	3679	THEFT
4	3819	DOMESTIC VIOLENCE	3401	THEFT	3512	TRAFFIC STOP
5	3593	THEFT	3270	BULLETIN CHECK	3459	DOMESTIC VIOLENCE
6	3528	UNKNOWN REASON	3222	ALARM	3330	ALARM
7	3288	ALARM	2875	TRAFFIC STOP	2830	UNKNOWN REASON
8	2657	ACCIDENT	2587	SERVE PAPERS	2622	SERVE PAPERS
9	2600	SERVE PAPERS	2437	UNKNOWN REASON	2347	ACCIDENT
10	2530	BULLETIN CHECK	2402	ACCIDENT	1813	FOLLOW UP
11	1920	DANGEROUS CONDITION	1859	DANGEROUS CONDITION	1801	DANGEROUS CONDITION
12	1732	BURGLARY	1705	FOLLOW UP	1628	BULLETIN CHECK
13	1593	FOLLOW UP	1703	BURGLARY	1553	BURGLARY
14	1520	WARRANT SERVICE	1497	WARRANT SERVICE	1319	WARRANT SERVICE
15	1287	NOISE COMPLAINT	1316	NOISE COMPLAINT	1297	NOISE COMPLAINT
16	1277	UNKNOWN REASON-CELL	1201	ASSAULT	1124	BE ON THE LOOK OUT
17	1260	PARKING COMPLAINT	1083	PARKING COMPLAINT	1117	ASSAULT
18	1167	UNKNOWN REASON-CELL	1076	BE ON THE LOOK OUT	1090	PARKING COMPLAINT
19	1160	BE ON THE LOOK OUT	958	UNKNOWN REASON-CELL	971	UNKNOWN REASON-CELL
20	1041	ASSAULT	952	MISCELLANEOUS	814	VANDALISM

Although calls for service appear to be stable over the past decade, they have actually fallen. Today, many of the tasks that officers complete on their own, without a specific request for assistance from a citizen, are tracked as well. These add significantly to the totals. Events such as Serving Papers (subpoenas) and Bulletin Checks (checking problem areas) rank high in the annual totals.

Springfield, Ohio Police Division
2013 Traffic Crash Data

All Crashes

City Population- 59,357

Fatal Crashes- 4

Injury Crashes- 530

Property Damage, Only Crashes- 1148

Total Crashes- 1682

Deaths- 4

Injuries- 761

Alcohol Related Crashes, Only

City Population- 59,357

Fatal Crashes- 1

Injury Crashes- 35

Property Damage, Only Crashes- 58

Total Crashes- 94

Deaths- 1

Injuries- 44

Offenses Reported to Law Enforcement

	Population [^] 60,147	Index Crime	Violent crime	Mur- der	For- cible rape	Rob- bery	Aggra- vated assault	Property crime	Burglary	Larceny- theft	Motor vehicle theft	Arson
City	2009	4988	473	5	45	214	209	4515	1289	2977	249	31
Springfield	2010	4923	480	4	37	216	223	4443	1501	2720	222	34
	2011	5021	390	4	32	209	145	4631	1615	2816	200	33
	2012	4836	390	5	44	186	155	4446	1529	2746	171	90
	2013	4893	430	6	49	208	167	4463	1304	2922	237	85
% change 1 yr- 2012 to 2013		1.18	10.26	20.00	11.36	11.83	7.74	0.38	-14.72	6.41	38.60	-5.56
% change 5 yr- 2009 to 2013		-1.90	-9.09	20.00	8.89	-2.80	-20.10	-1.15	1.16	-1.85	-4.82	174.19

Forcible rape is now reported per UCR guidelines and includes rape of a male. All prior years included only rape of a female.

The VIOLENT CRIME RATE is the sum of all murder, forcible rape, robbery, and aggravated assaults reported to the police.

The PROPERTY CRIME RATE is the sum of all burglary, larceny-theft, and motor vehicle theft reported to the police.

The INDEX CRIME RATE is the sum of the following: (murder, rape, robbery, agg. assault, burglary, larceny and motor vehicle theft)

which serves as an indicator of the jurisdictions crime experience.

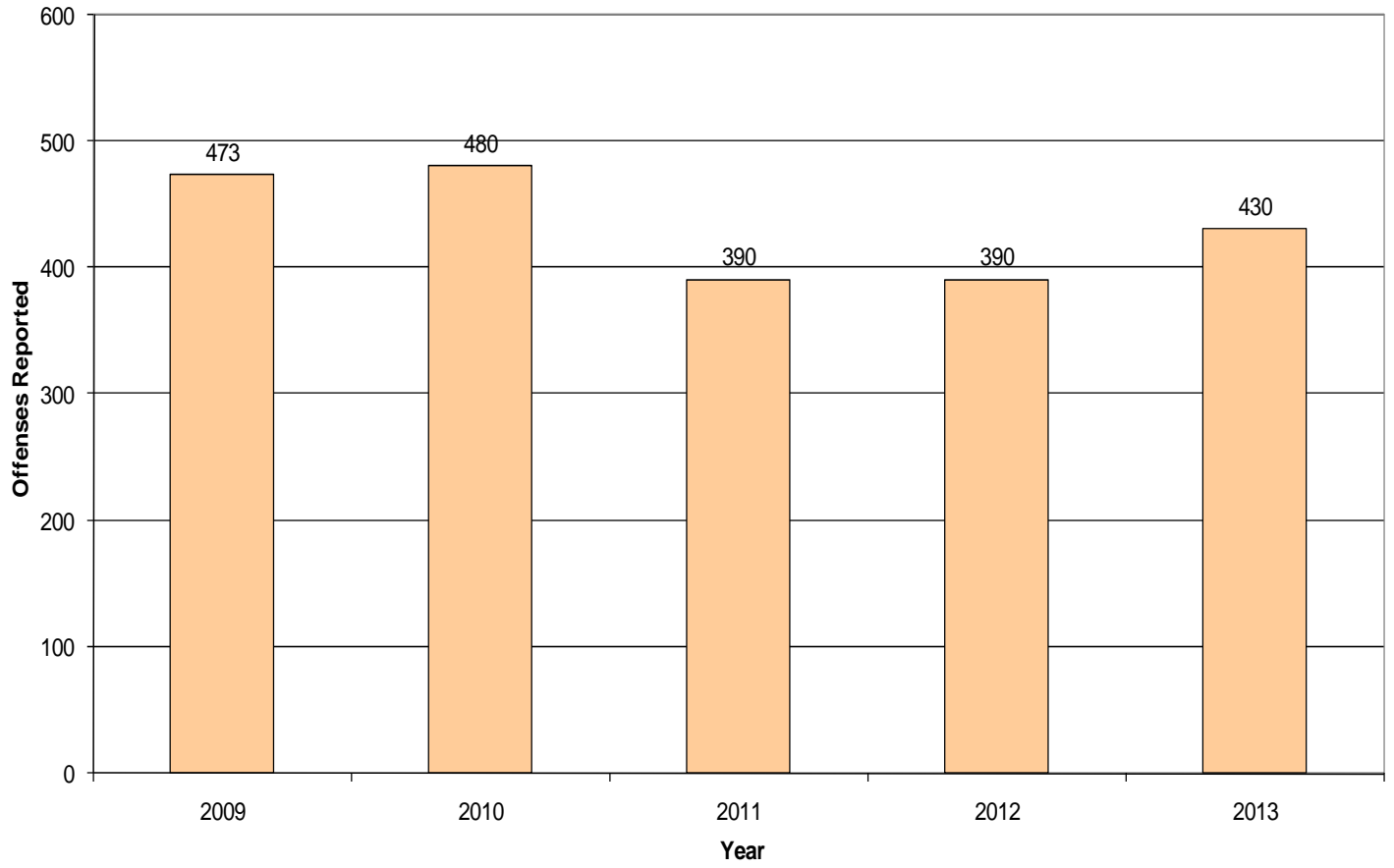
This file may not exactly reflect the UCR data reported to the FBI, as the data shown here includes all updates to SPD cases that have occurred over time.

[^]City population obtained from U.S. Census Bureau 2012 estimate.



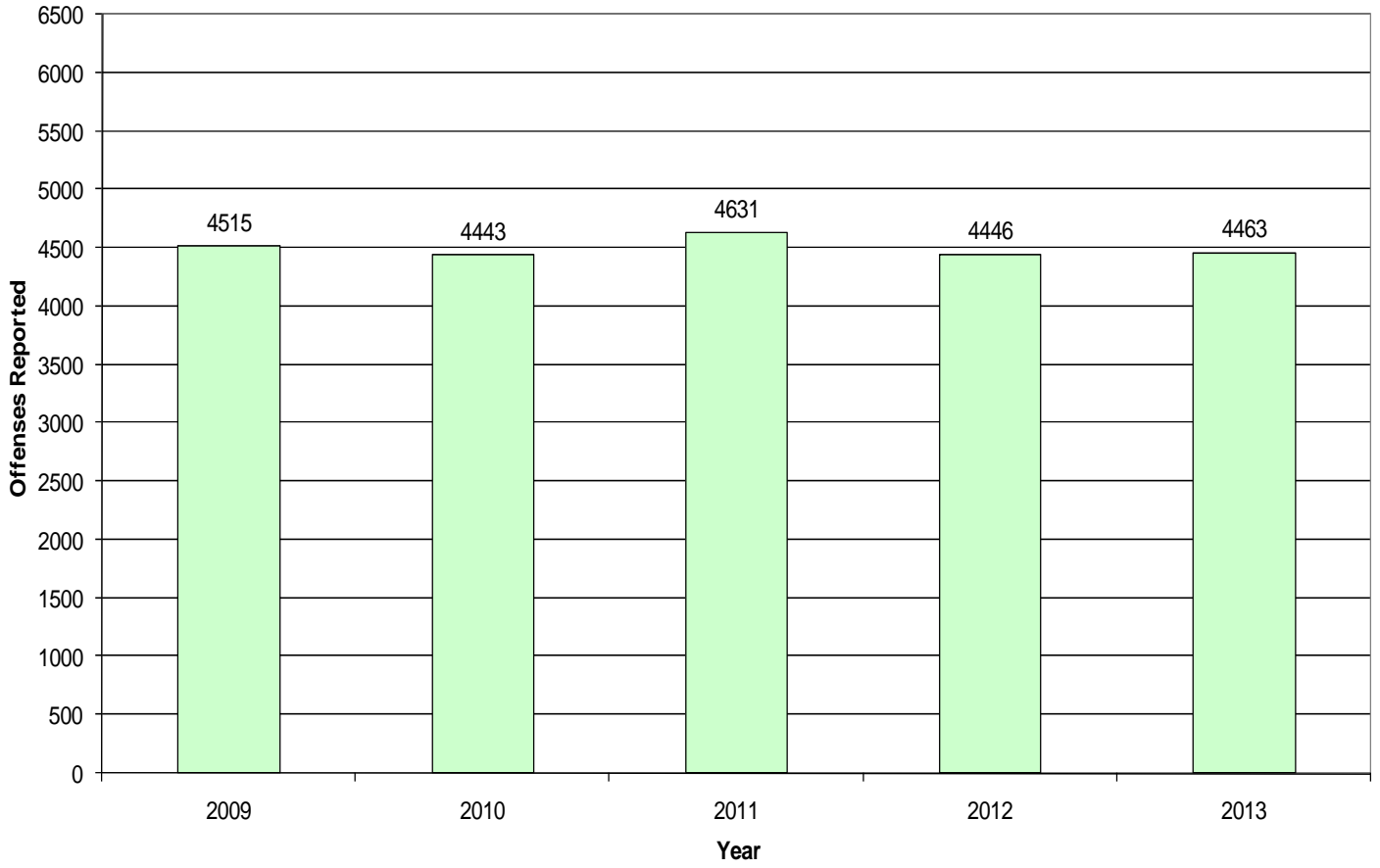
Violent Crime

* The FBI defines the Violent crime rate as the sum of all murder, forcible rape, robbery, and aggravated assault reported to law enforcement.



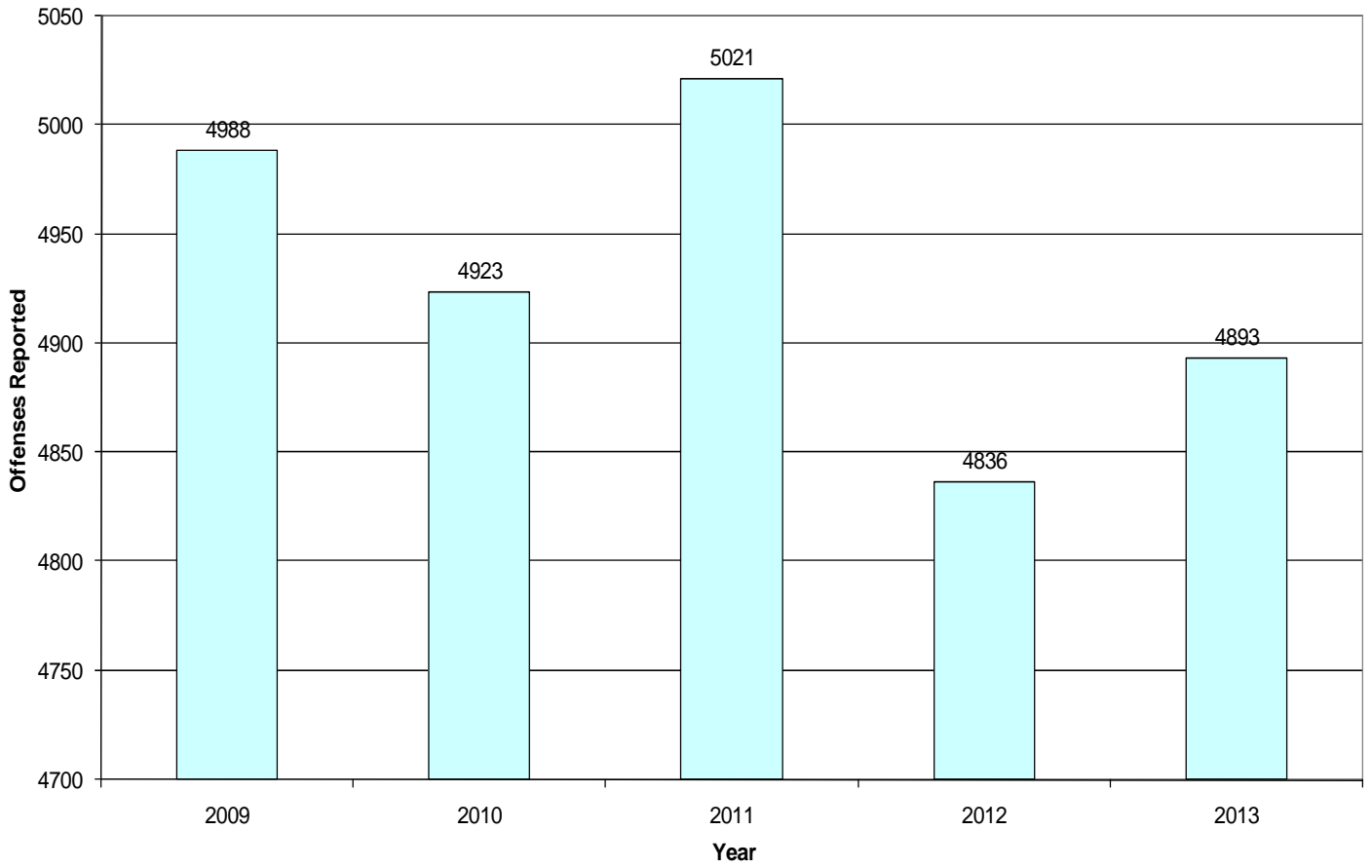
Property Crime

**The FBI defines the Property crime rate as the sum of all burglary, larceny-theft, and motor vehicle theft reported to law enforcement



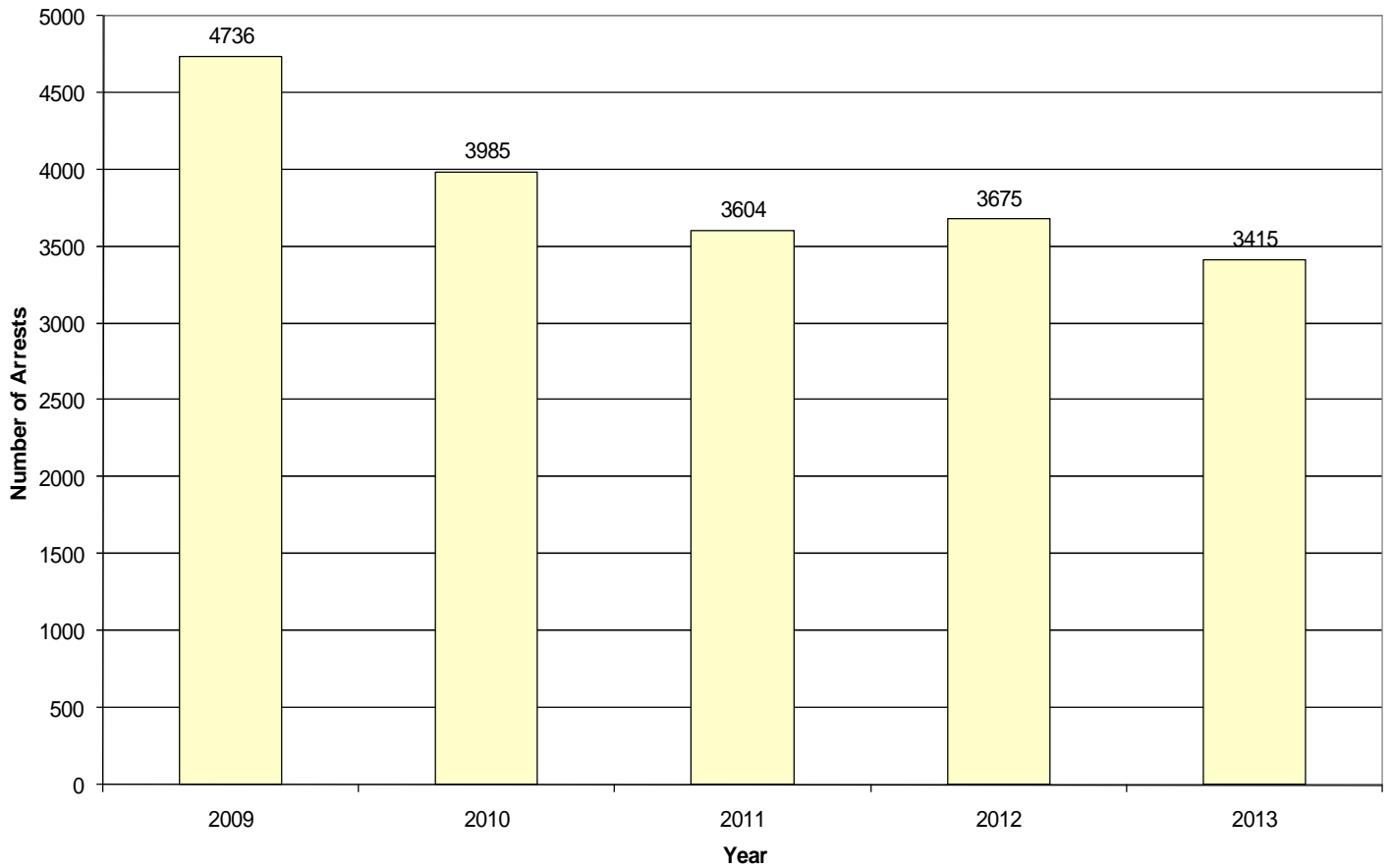
Index Crime

***The FBI defines the Index crime rate as the following offenses (murder, rape, robbery, aggravated assault, burglary, larceny and motor vehicle theft) which serves as an indicator of the jurisdictions crime experience.



Historical photo of Springfield Police Division Officers, South Market Street, circa 1929. Photo courtesy of, and from the archives of, Detective Dan Dewine.

Springfield Police Division: Adult Criminal Arrests



Historical photo of Springfield Police Division Officers on Selma Road, circa 1951. Photo courtesy of, and from the archives of, Detective Dan Dewine.

Adult Criminal Arrests Five Year Comparison

Adult Criminal Arrests

<i>CHARGES</i>	2009	2010	2011	2012	2013
Murder	7	2	4	7	2
Negligent Manslaughter	0	0	2	0	1
Rape	6	2	7	7	7
Robbery	60	47	51	36	47
Aggravated Assault	99	91	57	68	56
Burglary	153	129	181	134	127
Theft	471	444	424	561	529
Auto Theft	11	15	12	7	14
Other Assault	839	788	607	622	578
Arson	3	2	3	8	3
Forgery/Fraud	123	75	58	81	94
Receiving Stolen Property	113	99	100	115	105
Vandalism	102	81	84	88	78
Weapons Charges	34	30	21	32	30
Sex Offenses/Prostitution	83	81	63	36	47
Drug Violations	312	245	132	107	129
Gambling	0	4	0	0	0
Offenses Against Family	170	141	122	145	129
Driving Under Influence	330	299	278	166	131
Liquor Laws Violations	16	13	10	10	8
Drunkenness	25	31	41	27	24
Disorderly	91	53	69	51	67
Misc. Violations	1688	1313	1278	1367	1209
Total Criminal Arrests For Adults	4736	3985	3604	3675	3415

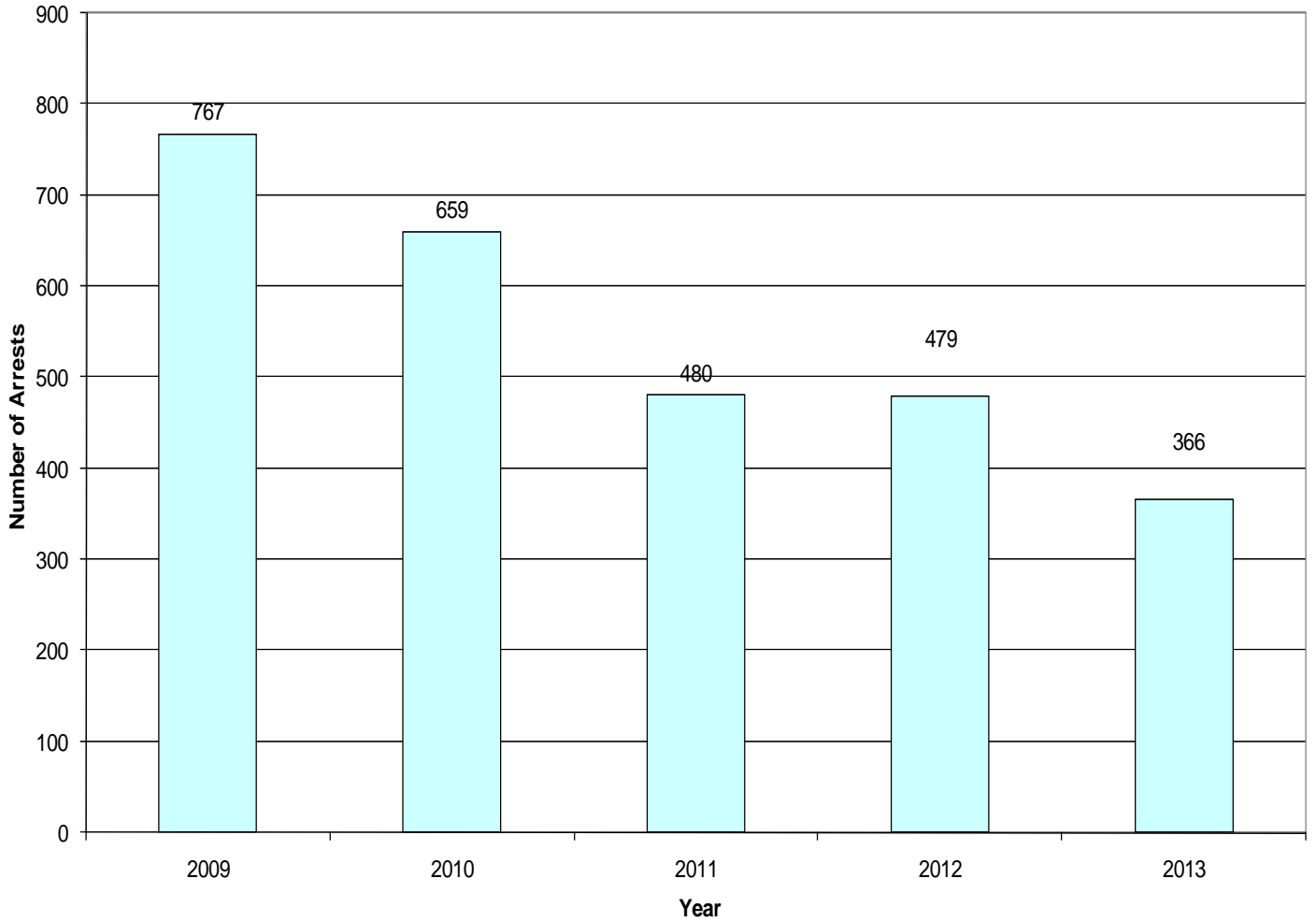
Adult criminal arrests decreased 7% from 2012 to 2013.

Adult criminal arrests decreased 28% from 2009 to 2013.

Adult arrests for Driving under the Influence decreased 21% from 2012 to 2013.

Adult arrests for Driving under the Influence have decreased 60% from 2009 to 2013.

Springfield Police Division: Juvenile Criminal Arrests



Historical photo of Springfield Police Division Officers on the corner of High St. and Fountain Av. circa 1929. Photo courtesy of, and from the archives of, Detective Dan Dewine.

Juvenile Criminal Arrests Five Year Comparison

Juvenile Criminal Arrests

<i>CHARGES</i>	2009	2010	2011	2012	2013
Murder	1	0	2	1	0
Rape	5	2	1	3	3
Robbery	5	5	7	1	5
Aggravated Assault	6	4	6	4	4
Burglary	20	13	28	25	15
Theft	72	43	64	59	40
Auto Theft	7	5	5	2	0
Other Assault	226	159	125	135	125
Arson	6	2	2	2	3
Forgery/Fraud	3	0	1	1	0
Receiving Stolen Property	12	2	15	12	8
Vandalism	36	26	20	15	15
Weapons Charges	10	12	14	7	2
Sex Offenses/Prostitution	5	7	8	5	4
Drug Violations	20	23	2	2	3
Offenses Against Family	2	1	1	1	0
Driving Under Influence	1	3	3	0	1
Liquor Laws Violations	0	0	0	2	0
Drunkenness	0	0	0	0	0
Disorderly	28	21	25	11	12
Misc. Violations	151	105	108	94	94
Runaways/Curfew	43	47	42	38	32
Total Juvenile Criminal Arrests	2009 767	2010 659	2011 480	2012 479	2013 366

Arrests of juveniles have continued to decline and are down 24% from 2012 to 2013.

Arrests of juveniles have continued to decline and are down 52% from 2009 to 2013.

SPRINGFIELD POLICE DIVISION ROSTER

BADGE	NAME	RANK	HIRED	LEFT
584	MOODY, STEPHEN P.	CHIEF	9/26/1977	
604	ICENHOUR, EDWARD A.	OFFICER	5/7/1984	
605	HILL, MICHAEL P. SR	CAPTAIN	5/7/1984	
610	PARSONS, MARK A.	OFFICER	7/16/1984	
615	ALEXANDER, LLOYD M. IV.	LIEUTENANT	2/11/1985	
617	PEABODY, BRIAN T.	SERGEANT	2/11/1985	
622	EGGERS, BARRY C.	SERGEANT	9/9/1985	
625	FLORES, JEFFREY L.	SERGEANT	11/25/1985	
626	MCCOY, JOHN D.	OFFICER	11/25/1985	
628	FLEMING, RICKY L.	OFFICER	11/25/1985	
629	JACOBS, ROBERT E.	OFFICER	4/7/1986	
630	KEYS, JOHN J.	OFFICER	4/7/1986	
631	STANDLEY, KIMBERLY B.	SERGEANT	4/7/1986	2013
638	HOPPER, KEITH A.	SERGEANT	1/4/1988	
640	JORDAN, RONALD D.	OFFICER	1/4/1988	2013
641	MOOS, BRAD	LIEUTENANT	9/11/1989	
643	HUTCHINS, JAMES M.	CAPTAIN	9/11/1989	
645	WOODRUFF, GERALD S.	SERGEANT	9/11/1989	
646	BARCUS, TIMMY R.	OFFICER	9/11/1989	
648	SCOTT, CHAD M. JR.	OFFICER	3/25/1991	
653	KING, TRENTON B.	OFFICER	3/25/1991	
656	TEDESCHI, JOSEPH J.	SERGEANT	3/25/1991	
658	LOPEZ, NOEL	LIEUTENANT	7/15/1991	2013
659	STEINMETZ, JEFFREY	OFFICER	7/15/1991	
660	LYLE, DAVID	OFFICER	7/15/1991	2013

SPRINGFIELD POLICE DIVISION ROSTER

BADGE	NAME	RANK	HIRED	LEFT
665	RICH, PAULA	OFFICER	7/15/1991	
669	HALL, JAMES P.	SERGEANT	2/24/1992	
671	HICKS, DARWIN	OFFICER	2/24/1992	
674	TURNER, LOUIS A.	LIEUTENANT	2/24/1992	
675	BELL, EVERETT E. II	OFFICER	2/24/1992	
677	DEWINE, DANIEL E.	OFFICER	2/24/1992	
679	HURST, MITCHELL L.	OFFICER	2/24/1992	
681	EMBRY, DELANA D.	OFFICER	2/24/1992	
684	MALICKI GLEN A.	OFFICER	3/30/1992	
685	ASHCRAFT, NATHEON	OFFICER	3/30/1992	
687	MEYER, JEFFREY S.	LIEUTENANT	3/30/1992	
688	COSBY, JIMMY M.	OFFICER	3/30/1992	
689	ZAWADA, THOMAS	LIEUTENANT	3/30/1992	
690	BOWEN, JERRY D.	OFFICER	3/30/1992	
692	LAKE, JENNIFER G.	OFFICER	3/30/1992	
693	BASS, VERNON	OFFICER	3/30/1992	
697	HOBBS, DOUGLAS	OFFICER	3/29/1993	
698	VARNER, MICHAEL	CAPTAIN	3/29/1993	
699	MCCONNELL, KEITH A.	OFFICER	6/6/1994	
704	CANTER, SHAWN M.	OFFICER	9/19/1994	
705	HARRIS, DAVID D.	SERGEANT	5/30/1995	
708	GABBARD, CLARENCE V.	OFFICER	2/26/1996	
709	MARTIN, ROBERT E.	OFFICER	2/26/1996	
710	GREEN, DOUGLAS T.	OFFICER	2/26/1996	
711	GRAF, LEE E.	LIEUTENANT	2/26/1996	

SPRINGFIELD POLICE DIVISION ROSTER

BADGE	NAME	RANK	HIRED	LEFT
712	KLARK, JEROME R.	OFFICER	2/26/1996	
714	HENSON, STEPHEN L.	OFFICER	2/26/1996	
716	BALLENTINE, RANDALL L.	OFFICER	2/26/1996	
717	DYKES, JOHNNY L.	OFFICER	2/26/1996	
718	PERGRAM, DAVID D.	SERGEANT	2/26/1996	
719	BAUER, BRETT B.	SERGEANT	2/26/1996	
721	SCOTT, ANDREW	OFFICER	8/12/1996	
724	MONTICO, JEROME	OFFICER	8/12/1996	
725	ALLEN, DAVID	OFFICER	8/12/1996	
726	CLICK, WILLIAM	OFFICER	1/6/1997	
727	BYRON, JAMES T.	OFFICER	1/6/1997	
728	ASHWORTH, GEOFFREY	OFFICER	1/6/1997	
729	JORDAN, RONALD W.	OFFICER	1/6/1997	
730	SELNER, THOMAS	OFFICER	1/6/1997	
735	EMMEL, DAVID	SERGEANT	1/26/1998	
736	KRANZ, MICHAEL	SERGEANT	1/26/1998	
737	BYRON, JASON T.	OFFICER	9/14/1998	
738	ARMSTRONG, CHRIS	OFFICER	9/14/1998	
739	WILLIAMS, JEFFREY A.	SERGEANT	4/12/1999	
740	LEWIS, DANA L.	OFFICER	4/12/1999	
741	BAADER, TRAVIS	OFFICER	4/12/1999	
742	FENT, SANDRA L.	OFFICER	11/8/1999	
744	BELCHER, PHILIP G., JR.	OFFICER	4/17/2000	
746	HERALD, PAUL R., JR.	OFFICER	4/17/2000	
750	HAYTAS, MATTHEW M.	OFFICER	8/6/2001	

SPRINGFIELD POLICE DIVISION ROSTER

BADGE	NAME	RANK	HIRED	LEFT
751	FREDENDALL, ROBERT M.	OFFICER	8/6/2001	
752	COLLINS, BEAU A.	OFFICER	8/6/2001	
754	TAYLOR, BRIAN P.	OFFICER	8/6/2001	
755	HAYTAS, JOSHUA J.	OFFICER	1/7/2002	
759	DAVIS, SHANE A.	OFFICER	2/25/2002	
760	JENKINS, ROGER A. II	OFFICER	2/25/2002	
763	IVORY, GREGORY V.	OFFICER	8/12/2002	
765	CURTIS, MICHAEL T.	OFFICER	2/24/2003	
766	GARMAN, GREG A.	OFFICER	2/24/2003	
768	BUYNAK, MATTHEW A.	SERGEANT	2/24/2003	
769	VIA, JASON	OFFICER	11/17/2003	
771	HOLT, NIKOLAS	OFFICER	11/17/2003	
773	WILDEMAN, ANNA	OFFICER	12/1/2003	
775	SCOTT, JENNIFER	OFFICER	10/24/2005	
776	CHRISMAN, KELLY	OFFICER	10/24/2005	
777	LEWIS, JOE	OFFICER	10/24/2005	
779	SPEAKMAN, WILLIAM	OFFICER	7/17/2006	
781	ANDERSON, CODY	OFFICER	7/17/2006	
782	HOYING, KEVIN	OFFICER	7/17/2006	
784	BENNETT, ALLISON	SERGEANT	7/17/2006	
785	ELLIOT, TYLER	OFFICER	1/22/2007	
786	MCCUTCHEON, JAMES	OFFICER	1/22/2007	
787	MITCHELL, GERALD	OFFICER	1/22/2007	
788	NICHOLS, DERIC	OFFICER	1/22/2007	
789	PHILLIPS, JASON	OFFICER	1/22/2007	

SPRINGFIELD POLICE DIVISION ROSTER

BADGE	NAME	RANK	HIRED	LEFT
790	KIBLER, WENDY	OFFICER	1/22/2007	
791	MEYER, SHELLY	OFFICER	7/23/2007	
792	KERNS, JEFFERY	OFFICER	7/23/2007	
793	PARR, MATTHEW	OFFICER	7/23/2007	
795	MATTHEWS, CHANELLE	OFFICER	7/23/2007	
797	DICKERSON, STEPHANIE	OFFICER	7/23/2007	2013
798	SHAFFER, KYLE,B,	OFFICER	7/21/2008	
799	EVANS, WILLIAM,F,	OFFICER	7/21/2008	
800	OSBORNE, JERROLD,L,	OFFICER	7/21/2008	
801	DAVENPORT, JAMES,	OFFICER	7/21/2008	
802	MINK, RYAN,A,	OFFICER	7/21/2008	
803	HUSH, DUWAYNE,K,	OFFICER	7/21/2008	
804	WENDLING, PAUL,,JR	OFFICER	7/21/2008	
806	ROBINSON, JOSEPH,R	OFFICER	3/2/2009	
807	COSBY, SETH,M,	OFFICER	3/2/2009	
808	MCCARTY, TYLER,S,	OFFICER	3/2/2009	
809	HAMMANN, GEORGE,AC	OFFICER	3/2/2009	
810	BRONSORD, ANDREW	OFFICER	6/7/2010	
811	MAST, BENJAMIN	OFFICER	6/7/2010	
812	FLEMING, ERIC	OFFICER	6/7/2010	
813	HOOK, ZACHARY	OFFICER	6/7/2010	
814	JOHNSON, ZACHARY	OFFICER	6/7/2010	
*	SAUNDERS, JUSTIN	OFFICER	10/15/2012	2013
815	SMITH, DEREK,J,	OFFICER	10/15/2012	
816	FREEMAN, MEREDITH,M,	OFFICER	10/15/2012	

SPRINGFIELD POLICE DIVISION ROSTER

BADGE	NAME	RANK	HIRED	LEFT
817	SCOTT, ERIC,J,	OFFICER	10/15/2012	
818	TURNER, ADAM,J,	OFFICER	10/15/2012	
819	CLARK, JOSH	OFFICER	8/5/2013	
820	TERRY, RONNIE	OFFICER	8/5/2013	
821	PETERSEN, COLLIN	OFFICER	8/5/2013	
822	COREY, RICHARD	OFFICER	8/5/2013	



Officers of the Springfield Police Division and Deputies from the Clark County Sheriffs Office comprising the annual law day ceremonies Honor Guard for the twenty-one gun salute to fallen Officers/Deputies/State Troopers and Firefighters.

Award Ribbons worn by Officers of the Springfield, Ohio Police Division

*in alphabetical order by name of the award

*a full description of the related awards is available in Rules and Regulations Section 6.70.

Ribbon for the **Distinguished Service Medal**. (Gold frame, blue/grey enamel field with a gold star in the middle.)



Ribbon for the **Exchange Club Award**. (Gold frame, dark blue enamel field with a gold star in the middle.)



Ribbon for the **Lifesaving Award**. (Gold frame, red/white/red enamel field. Gold stars are added for each subsequent award issued.)



Ribbon for the **Medal of Valor**. (Gold frame, red/white/blue field.)



Ribbon for the **Meritorious Service Award**. (Gold frame, light blue enamel field, a gold star is added in the middle for each, and subsequent events.)



Ribbon for the **Police Star**. (Gold frame with blue/white/blue enamel field and a gold star in the middle.)



Ribbon for the **Purple Heart**. (Gold frame and dark purple enamel field.)



Ribbon for the **S.A.R. Officer of the Year Award**. (Gold frame and blue/white/yellow/white/blue enamel field.)



Ribbon for the **SCOA Leadership Award**. (Gold frame and crimson red enamel field with two thin blue enamel stripes bisecting the middle.)



Ribbon for the **SPPA Officer of the Year Award**. (Gold frame with red field and a single gold star in the middle.)



Ribbon for the **VFW Police Officer of the Year Award**. (Gold frame with blue/red/white/red/blue enamel field.)



The Officers and civilian employees of the Springfield Police Division strive daily to provide exemplary service to the citizen's of this community and to this division. At times, that exemplary service exceeds the expectations of both the citizens, and the division. We believe that such professional and dedicated service should not go unrecognized. The Awards and Recognition procedure exists to recognize those outstanding events.

2013 Law Day Ceremony

The 2013 Law Day Awards Ceremony was held on Friday May 24th, 2013. The list of personnel who received individual recognition during that ceremony is as follows:

Police Star

Officer G. Ivory

Purple Heart

Officer G. Ivory

Officer R. Jenkins

Lifesaving Award

Officer W. Evans

Officer G. Hammann

Officer P. Herald

Officer J. Robinson

Officer C. Scott

Meritorious Service Award

Sergeant A. Bennett

Sergeant j. Flores

Sergeant M. Kranz

Sergeant B. Peabody

Sergeant J. Tedeschi

Officer C. Armstrong

Officer E. Bell

Officer A. Bronsord

Officer T. Elliott

Officer E. Fleming

Officer R. Fleming

Officer J. Haytas

Officer K. Hoying

Officer R. Jacobs

Officer R.W. Jordan

Officer D. Lewis

Officer J. Lewis

Officer T. McCarty

Officer J. McCutcheon

Officer J. Montico

Officer R. Mink

Officer K. Shaffer

Officer P. Wendling

Chief's Commendation

Sergeant A. Bennett

Sergeant D. Harris

Officer S. Dickerson

Officer S. Fent

Officer P. Rich

Officer T. Selner

Records Clerk G. Baker

In Memoriam

In grateful memory of the Police Officers of the City of Springfield
who gave their lives in the performance of their duty:

Patrolman Charles B. Collis

End of Watch: Monday, March 7, 1904
Cause of Death: Duty related illness

Patrolman James H. Llewellyn

End of Watch: Sunday, March 21, 1915
Cause of Death: Struck by a streetcar

Patrolman Oliver P. Holderby

End of Watch: Thursday, July 4, 1929
Cause of Death: Gunfire

Patrolman Clarence Lutz

End of Watch: Monday, December 29, 1930
Cause of Death: Struck by a vehicle

Patrolman John M. Donnelly

End of Watch: Tuesday, July 14, 1931
Cause of Death: Automobile accident

Patrolman Charles A. Holt

End of Watch: Thursday, June 30, 1932
Cause of Death: Gunfire

Patrolman Carl J. Wilson

End of Watch: Monday, February 18, 1935
Cause of Death: Gunfire

Patrolman Martin P. Randolph

End of Watch: Friday, September 3, 1937
Cause of Death: Gunfire

Patrolman Leroy Warren Jr.

End of Watch: Saturday, July 25, 1959
Cause of Death: Vehicle pursuit



The Springfield Police Division challenge coin is a reflection of the pride the members of this division have for their chosen profession, their fellow officers, and the diverse community we serve. Shown actual size, the coin is available for purchase from the Springfield Command Officers Association.