



SPRINGFIELD POLICE DIVISION Calls for Service & Officer Initiated Events 2014

- o In 2014 there were 59,498 calls for service and/or officer initiated events; a 2.84% decrease from 2013.
*Down from 61,238 in 2013.
- o 110 of the Calls for Service were responses that occurred outside the city limits.
These calls included follow up investigations and responses to crimes that occurred within the city limits.
- o 1192 of the calls for service received in 2014 were cancelled prior to dispatch.
- o The five sectors with the highest number of calls for service/officer initiated events in 2014 were:
Sector 402 (3348), Sector 309 (2593), Sector 107 (2532), Sector 209 (2466), and Sector 306 (1960).
- o The top three (3) calls for service received by the Springfield Police Division:

2010 Disorderly Conduct (6494)	Suspicious Activity (5247)	Domestic Violence (4356)
2011 Disorderly Conduct (6892)	Suspicious Activity (5196)	Traffic Stop (4335)
2012 Disorderly Conduct (6689)	Suspicious Activity (5268)	Domestic Violence (3617)
2013 Disorderly Conduct (7054)	Suspicious Activity (5168)	Theft (3679)
2014 Disorderly Conduct (6174)	Suspicious Activity (4775)	Alarm (3526)

	Sectors												Five Year Comparison				
	101	102	103	104	105	106	107	108	109	110	111	112	2014	2013	2012	2011	2010
ACC	23	91	56	49	48	49	61	17	33	38	77	85	627	639	589	672	655
ALRM	27	100	58	54	109	30	118	28	79	54	53	98	808	713	741	761	825
ANIM	1	12	8	13	4	14	42	16	20	24	17	13	184	160	145	168	164
ASIN	7	4	1	3	11	6	11	9	3	6	10	3	74	42	52	47	40
ASLT		9	12	19	46	33	44	13	25	18	29	16	264	251	282	228	291
ASST		21	22	12	16	14	13	3	11	6	14	17	149	169	172	201	152
BOLO	9	35	30	15	15	33	23	4	11	13	28	41	257	244	231	282	260
BULL	18	170	34	26	115	39	127	62	44	10	39	40	724	342	973	864	727
BURG	8	19	18	23	39	33	70	31	36	47	55	25	404	405	417	462	477
CHEK	5	20	14	9	20	6	30	10	12	15	16	8	165	129	112	121	112
CLOT												2	2	9	4	5	3
CROA		1			1	3	2						7	2	8	6	
DCON	13	45	34	36	32	39	55	21	23	32	46	45	421	480	526	543	500
DEAD	2	5	3	3		4	5	1	1	4	3		31	29	33	29	20
DISO	8	88	67	71	240	121	282	193	200	88	185	229	1772	1903	1632	1658	1634
DOMV	7	71	60	36	88	61	213	69	89	68	103	80	945	1003	990	1087	1220
DPAT		1	1		2		1	1			1	3	10	9	5	6	12
DVIN			3	2	2	1	5	3		3	1	1	21	11	17	10	8
FALA	1	1	1	1			1				6		11	2	1	5	
FIRE	1	7	4	2	1	1	3	4	7	11		3	44	43	29	18	25
FOLO	8	22	107	24	62	41	47	9	179	26	38	28	591	558	513	467	534
GCLO		8	4	3	8	6	5	4	12	5	8	8	71	60	52	70	60
GEOV																	
GSHT															1	4	12
HOTS		2			1		26				1		30	98	96	67	3
HZMT																	
IACC	2	8	6	8	3	8	6	3	3	5	9	31	92	76	105	83	107
INJP	2	8	6	8	10	10	13	8	11	3	10	6	95	98	74	84	70
MDOP	1	10	12	6	11	8	33	11	17	16	15	17	157	207	202	216	277
MEDA				1									1	4	3	1	5
MEDS	1	1	2	1	1			1			2	4	13	15	19	17	13
MENT	1	8	6	5	2	2	5	3	1	3	2	32	70	46	59	61	69
MISC	4	24	18	12	16	13	28	6	11	16	15	17	180	201	218	267	278
MISS	1	6	10	10	18	11	28	5	6	2	17	13	127	140	126	128	173
MOVR		10	7	5	11	13	21	12	16	9	13	10	127	143	101	109	137
NABR		3	11	6	21	6	54	15	20	11	18	9	174	177	155	200	198
NOIS	6	37	27	13	20	12	94	6	25	39	23	21	323	347	393	372	484
PAPR	5	49	71	29	100	32	182	77	66	69	97	68	845	791	717	707	845
PARK		26	29	25	8	25	74	26	36	31	32	25	337	294	267	299	333
POIC	5	9	9	3	6	8	10	4	7	6	9	4	80	92	102	106	137
PRIN	1		1	1		1	5	1	2	2	3		17	34	12	37	43
PROP	1	11	10	11	13	1	15	4	12	6	17	21	122	125	127	154	129
PROQ																	
RESC						1							1	1		1	
ROBB		1		4	4	3	3		5	2	2	5	29	37	36	39	42
SALA								1					1	2	2	1	11
SHIN		5				1			1			1	8	4	8		2
SHOP		3			1		2					3	9	26	12	33	27
SHOT		6	4	3	14	13	28	10	13	13	7	6	117	113	111	90	77
SUIC	3	15	9	3	8	11	19	7	5	3	6	9	98	70	88	93	80
SUIN		2		4	3	8	10	4	5	2	5	5	48	57	47	40	31
SUSP	35	98	98	57	99	71	201	58	110	99	107	138	1171	1241	1376	1199	1252
TEST		1	1				1	1			1	1	6	16	24	149	13
THFT	16	79	59	48	91	33	137	60	67	77	79	77	823	911	820	821	895
TRAF	1	24	18	30	20	61	114	40	32	24	68	59	491	522	440	661	777
TREE		1			1						2		4	8	12	97	
TRSP	2	6	1	2	13	1	13	5	2	6	7	17	75	82	69	86	97
UNKR	7	20	17	8	25	10	29	28	10	10	16	25	205	162	207	292	337
UNK2	22	33	42	32	74	29	125	43	57	29	54	46	586	642	528	821	563
VACA										1			1		1	15	2
VAND	2	7	4	8	8	2	19	6	5	10	10	12	93	81	121	150	74
WARR		20	11	11	31	17	58	41	39	13	46	32	319	283	334	345	346
WEAP	1	10	4	4	15	4	18	13	16	4	21	14	124	113	132	107	124
WIRE				1	2	1	3	1	4	2		1	15	11	25	14	4
2014	257	1273	1030	760	1509	950	2532	998	1389	981	1443	1474	14596				
2013	327	1242	924	730	1548	1161	2249	1079	1695	898	1310	1310		14473			
2012	250	1287	895	926	1487	1245	2190	1058	1588	842	1391	1535			14694		
2011	261	1234	1058	864	1605	1313	2422	1105	1652	977	1649	1536				15676	
2010	216	1490	1028	784	1552	1146	2795	1051	1628	1059	1520	1517					15786

	Sectors													Five Year Comparison				
	201	202	203	204	205	206	207	208	209	210	211	212	213	2014	2013	2012	2011	2010
ACC	43	89	78	75	37	35	29	54	43	30	26	104	12	655	607	668	646	672
ALRM	93	72	108	113	31	59	47	59	107	59	45	152	46	991	904	926	1026	909
ANIM	7	22	30	16	22	25	26	26	25	12	13	21		245	256	242	227	211
ASIN	3	15	5	4	7	7	12	6	17	1	2	3		82	78	52	76	61
ASLT	23	34	17	32	37	39	26	43	51	10	16	23		351	336	358	400	425
ASST	9	15	23	10	20	7	10	23	13	3	9	28	4	174	221	223	237	188
BOLO	16	24	26	41	17	9	11	20	15	6	5	33	3	226	244	280	248	248
BULL	30	6	29	88	38	3	9	23	218	1	46	91	10	592	629	1055	760	732
BURG	11	57	55	27	43	55	54	46	69	31	22	19	1	490	524	592	618	537
CHEK	5	25	17	7	15	13	25	12	22	9	5	9	1	165	144	137	138	107
CLOT				4				3						7	14	6	18	7
CROA	2						3		1		2			8	5	2	20	2
DCON	57	38	39	54	28	52	43	53	30	13	19	50	3	479	449	464	498	470
DEAD	1	4	3	2	1		3	1	2	2	3	4		26	38	33	27	23
DISO	100	228	185	82	262	210	245	276	326	49	66	157	1	2187	2244	2127	2183	2006
DOMV	46	129	96	41	100	100	107	110	204	39	44	90	2	1108	1164	1197	1207	1396
DPAT			1	2	1				3			1	1	9	15	3	1	9
DVIN	1	1	2	1	4	3	3	4	2	1				22	16	24	24	16
FALA			1										1	2	1	2	1	2
FIRE	2	3	2	1	3	5	7	4	5	1	1	1		35	53	47	20	16
FOLO	13	99	57	44	26	37	37	57	51	11	33	38		503	604	592	513	591
GALO	4	14	9	5	5	12	11	14	7	3	4	9		97	79	53	81	78
GEOV																		
GSHT																6	12	14
HOTS		9	7		26		2	5	47		31	1	1	129	116	73	90	25
HZMT																		
IACC	7	10	10	15	5	4	7	6	8	4	7	8	3	94	93	133	108	87
INJP	12	21	8	5	22	11	5	9	12	3	4	11	4	127	113	107	86	77
MDOP	9	23	17	14	19	22	25	19	18	3	9	12	1	191	283	215	198	263
MEDA			1					1						2	2	7	2	2
MEDS					1		1	2	3	1		1		9	5	10	16	7
MENT	2	16	9	1	12	7	4	1	10		1	4		67	68	78	91	85
MISC	13	23	27	31	13	16	24	19	34	7	10	33	4	254	292	260	330	305
MISS	12	23	9	7	4	5	22	19	17	12	4	17		151	154	172	111	134
MOVR	8	20	22	12	12	19	14	7	8	4	6	3		135	139	144	96	119
NABR	3	22	17	3	32	25	33	19	26	10	13	18		221	218	207	191	189
NOIS	13	35	33	25	13	21	32	71	70	23	15	18		369	437	485	377	404
PAPR	45	93	38	50	46	37	66	67	153	34	36	37		702	882	775	858	994
PARK	30	35	23	38	25	48	46	26	44	12	11	15	3	356	321	286	358	390
POIC	6	11	13	10	5	9	7	15	15	2	8	9	1	111	129	97	113	134
PRIN	1	1	1	4	1	7	5	3		2	1	3		29	42	26	29	54
PROP	9	21	18	18	2	6	10	11	17	5	3	18	2	140	146	164	176	181
PROQ																		1
RESC																		
ROBB	9	3	2	9	8	4	3	9	6	1	2	5		61	70	77	67	54
SALA			1	2					1			1		5	1	2	4	1
SHIN					1		4	4						9	5	5	3	18
SHOP	1		7	98				16	9					131	149	177	82	92
SHOT	4	14	9	7	20	14	18	31	25	6	2	10		160	167	197	158	123
SUIC	5	20	11	6	24	12	4	4	13	7	4	6	1	117	103	92	94	89
SUIN	2	6	6	3	6	5	4	2	2	1	3			40	39	55	30	26
SUSP	74	112	144	107	139	147	131	130	217	61	64	99	1	1426	1602	1612	1591	1620
TEST		5	1	2		1	1	1	1		2		1	15	103	20	18	10
THFT	60	120	121	126	77	114	81	102	153	44	49	101	6	1154	1206	1104	1194	1123
TRAF	54	72	50	46	114	95	164	119	103	23	13	42	3	898	923	636	1005	1062
TREE			1					1	1	1				4	6	7	8	2
TRSP	13	20	19	23	9	8	4	26	19	2	3	7		153	198	163	164	195
UNKR	11	27	15	15	31	10	27	27	25	12	9	28	7	244	263	293	391	434
UNK2	27	62	59	52	56	54	93	94	98	35	26	92	11	759	965	777	1126	737
VACA			11											11	8	66	42	17
VAND	3	8	7	9	7	7	15	16	11	7	5	8		103	121	124	100	103
WARR	8	33	27	13	53	31	60	34	61	22	18	14	1	375	393	425	468	498
WEAP	8	14	4	3	18	14	24	27	27	7	3	12	1	162	185	164	160	159
WIRE		2	2	1	1	1			1	2		4		14	9	20	12	3
2014	915	1756	1533	1404	1499	1425	1644	1777	2466	634	723	1470	136	17382				
2013	914	1935	1726	1600	1446	1667	1646	2099	2482	736	675	1463	192		18581			
2012	868	1852	1921	1852	1434	1601	1435	1958	2315	756	622	1438	292			18344		
2011	1070	1960	1925	1903	1396	1531	1868	1853	2483	667	627	1430	216				18929	
2010	967	2088	1897	1739	1400	1639	1921	1803	2476	574	591	1303	119					18517

Call Types

	Sectors										Five Year Comparison				
	301	302	303	304	305	306	307	308	309	310	2014	2013	2012	2011	2010
ACC	60	182	34	58	50	115	51	51	85	4	690	582	658	688	590
ALRM	108	215	67	89	50	53	77	44	103	2	808	797	707	702	779
ANIM	4	21	2	5	4	24	17	21	28	2	128	112	97	108	96
ASIN	1		3	2		14	2	3	11	1	37	33	41	43	39
ASLT	6	9	4	4	5	128	12	13	48	3	232	219	248	147	161
ASST	4	24	12	3	3	30	11	6	24	2	119	169	193	163	120
BOLO	15	59	8	21	13	58	37	48	26	8	293	285	244	250	257
BULL	45	51	19	8	26	14	20	15	155		353	350	652	390	694
BURG	22	19			13	40	27	17	70		208	231	214	198	260
CHEK	13	2	2	1	3	8	11	6	19		65	61	71	57	66
CLOT								1	2		3	4	6	2	1
CROA		1									1		2	4	
DCON	25	78	13	24	30	80	50	23	53	3	379	455	427	436	449
DEAD	1	2			1	3	1	4	2		14	18	14	10	15
DISO	37	115	31	58	62	210	94	95	319	22	1043	1103	1078	1085	1082
DOMV	18	50	13	4	28	96	29	40	143	3	424	481	474	466	595
DPAT		2			1	1		1	1		6	11	4	2	28
DVIN		1					1	2	1	1	6	6	3	8	7
FALA								1			1	3	1	3	2
FIRE	1	2	1	1		5	2	2	7	1	22	18	11	7	12
FOLO	9	22	3	6	18	42	18	7	59	5	189	211	176	180	242
GCLO		3	2	1	3	9	3	8	8		37	30	23	31	48
GEOV															
GSHT												3		3	4
HOTS									173		173	205	364	307	62
HZMT						1	1				2				
IACC	9	19	8	4	1	13	12	2	24		92	95	84	77	80
INJP	3	8	1	3	1	29	16	4	27		92	87	83	65	43
MDOP	8	12	5	1	5	20	7	12	13	2	85	102	109	90	158
MEDA		1				1			2		4	3	3	2	2
MEDS	1							1	1		3	7	6	7	6
MENT	1	1	1		2	10	1	1	24	1	42	31	66	50	44
MISC	13	30	3	15	10	20	15	7	16	3	132	181	166	221	198
MISS	6	9	2		5	11	3	10	6		52	70	66	60	42
MOVR	4	19	6	5	2	10	12	10	6	2	76	91	76	75	73
NABR	6	6	4		2	9	6	3	24		60	84	93	100	117
NOIS	19	7	7		9	41	9	3	55	1	151	283	188	225	176
PAPR	5	55	19	3	36	111	19	33	109	9	399	354	402	438	425
PARK	21	43	7	11	15	57	28	11	55		248	201	233	251	301
POIC	7	4	1	2	4	17	2	7	12		56	71	63	45	58
PRIN	1	1			2	4	1		1		10	22	15	19	27
PROP	4	21	4	13	16	63	13	23	16	2	175	166	174	138	95
PROQ															
RESC												1		1	
ROBB	1	18	2	5	1	9	2	7	12	1	58	45	54	48	42
SALA								1			1	2	4	2	
SHIN						3			2		5	1	8	2	1
SHOP		159		20	26	3	1	9	2		220	208	209	180	184
SHOT	3	6	2	1	3	23	4	3	27		72	59	53	42	95
SUIC		7	2	1	2	16	4	3	20	2	57	56	61	52	60
SUIN		3			1	4	1	3	3		15	11	18	29	13
SUSP	81	166	48	48	51	116	101	69	233	14	927	961	883	967	990
TEST					2	1	2		2	1	8	12	4	12	11
THFT	36	168	26	59	93	99	59	110	131	14	795	769	728	773	776
TRAF	26	106	24	28	118	158	48	63	179	2	752	691	678	1130	929
TREE	3										3	18	10	6	3
TRSP	2	18	2	14	4	37	15	36	16	4	148	114	132	121	149
UNKR	6	14	4	5	9	16	6	6	39	2	107	129	168	185	232
UNK2	21	40	9	15	14	63	25	14	95		296	380	323	495	334
VACA															1
VAND	6	4	7	1	2	8	8	2	16		54	45	48	54	43
WARR	8	16	5	3	5	43	12	9	56	2	159	164	212	160	215
WEAP	1	4	3	1	5	14	3	2	30	2	65	75	63	63	93
WIRE	2	1					2		2		7	7	19	8	4
2014	673	1824	416	543	756	1960	901	872	2593	121	10659				
2013	746	1816	524	555	726	2081	880	816	2704	135		10983			
2012	884	1744	471	539	825	2122	974	787	2752	112			11210		
2011	888	1741	490	602	978	1784	1095	811	2984	110				11483	
2010	684	1842	522	639	823	1466	1225	1019	3269	140					11629

	Sectors										Five Year Comparison				
	401	402	403	404	405	406	407	408	409	2014	2013	2012	2011	2010	
ACC	37	38	18	34	44	8	23	42	48	292	310	262	332	390	
ALRM	51	50	49	32	79	33	59	86	151	590	608	573	521	629	
ANIM	15	41	15	16	13	13	10	23	21	167	197	188	174	179	
ASIN	4	18	2	6	9	3	1	5	4	52	54	56	60	63	
ASLT	20	73	12	23	36	9	4	15	10	202	228	228	195	238	
ASST	8	31	5	9	11	13	3	14	14	108	155	127	138	120	
BOLO	32	12	5	9	10	4	3	3	23	101	103	119	124	131	
BULL	42	101	14	113	78	67	60	18	66	559	241	493	437	335	
BURG	19	105	26	27	54	23	16	32	24	326	339	405	384	482	
CHEK	6	35	8	12	9	1	6	15	13	105	106	77	98	86	
CLOT		2								2		12	11	2	
CROA		1					1	1		3	4	4	16	2	
DCON	37	49	21	26	34	6	12	27	20	232	213	250	236	214	
DEAD	1	5	1	3	4	3	1	1	5	24	17	17	20	30	
DISO	121	505	85	138	203	67	42	166	103	1430	1523	1526	1577	1476	
DOMV	94	206	66	80	114	52	44	93	69	818	721	849	927	1024	
DPAT		7	3	1	1	1	1		1	15	16	11		5	
DVIN		2	1		3		1	2	2	11	17	15	7	12	
FALA											1	3		5	
FIRE	4	14	7	3	1	1		2	1	33	39	28	10	51	
FOLO	37	152	21	42	33	12	9	24	29	359	344	326	314	340	
GCLO	9	25	7	12	5	5	2	5	1	71	47	29	58	58	
GEOV															
GSHT												2	1	12	
HOTS	4	213	5	5	8	4		4		243	335	246	184	64	
HZMT															
IACC	5	10	4	9	7	3	10	7	3	58	57	77	54	48	
INJP	4	19	5	6	14	2	1	8	3	62	92	58	50	35	
MDOP	9	29	5	6	21	9	4	17	9	109	204	153	145	174	
MEDA	1				1				1	3	2	2	1	3	
MEDS	1	3				1				5	7	8	9	4	
MENT	5	12	5		8	1	2	4	6	43	51	61	61	71	
MISC	11	41	17	16	16	7	5	13	11	137	139	150	220	193	
MISS	3	19	7	21	27	6	6	10	10	109	121	117	117	109	
MOVR	11	6	4	5		6	3	4	5	44	52	53	54	67	
NABR	20	46	9	15	17	4	1	7	3	122	124	148	130	187	
NOIS	42	61	8	24	27	8	8	20	29	227	218	241	287	303	
PAPR	44	129	49	47	47	28	23	65	36	468	561	619	492	689	
PARK	30	72	14	12	39	18	10	31	15	241	234	221	286	298	
POIC	9	21	7	8	13	4	2	8	4	76	71	76	65	95	
PRIN		3		2	1	2		1	4	13	37	21	27	25	
PROP	6	19	4	14	11	4	4	14	15	91	78	75	82	76	
PROQ															
RESC															
ROBB	4	16		7	4	2		1	6	40	29	41	36	45	
SALA			1							1		4	4	1	
SHIN		2	1	7	3		1	1		15	2	4	4	15	
SHOP									2	2	5	3	4	5	
SHOT	4	32	8	20	34	5	4	31	3	141	149	141	83	130	
SUIC	11	21	5	2	10	4	3	7	2	65	91	67	69	66	
SUIN		6	2	1	2	3		2	1	17	27	24	21	17	
SUSP	91	344	62	90	106	43	37	104	101	978	1105	1170	1141	1085	
TEST	1	3	1							5	6	5	10	10	
THFT	57	141	36	57	76	21	23	52	79	542	635	599	602	718	
TRAF	54	210	45	142	133	23	18	56	35	716	826	545	862	755	
TREE								1		1	3	15	3	2	
TRSP	2	70	6	4	7	4	1	9	16	119	125	115	120	118	
UNKR	20	65	15	21	43	16	9	33	18	240	209	238	322	374	
UNK2	39	135	49	60	91	30	25	62	41	532	720	686	872	612	
VACA											1		1	7	
VAND	6	11	2	4	21	7	1	15	10	77	105	89	62	71	
WARR	17	83	15	25	46	10	5	32	10	243	260	323	332	275	
WEAP	10	34	10	15	14	5	4	19	6	117	124	109	110	112	
WIRE	5		1		1		2	1		10	6	21	14	4	
2014	1063	3348	768	1231	1589	601	510	1213	1089	11412					
2013	1222	3469	836	1095	1670	574	769	1417	1042		12094				
2012	1269	3416	922	1031	1716	689	585	1345	1152			12125			
2011	1198	3509	1042	1265	1806	638	588	1411	1119				12576		
2010	1356	3290	965	1390	1958	828	574	1336	1046					12743	

	Sectors				Five Year Comparison				
	501	502	503	504	2014	2013	2012	2011	2010
ACC	83	74	31	51	239	209	225	319	302
ALRM	107	79	105	38	329	308	275	278	384
ANIM	8	1	3	12	24	19	24	25	17
ASIN	2		1	4	7	15	12	13	7
ASLT	43	2	15	16	76	83	85	71	73
ASST	16	6	8	6	36	49	56	50	52
BOLO	161	19	6	16	202	248	202	256	238
BULL	45	4	136	56	241	66	97	79	62
BURG	9	6	20	22	57	54	75	70	58
CHEK	3	3	8	10	24	12	20	18	14
CLOT	1				1	1	3	1	
CROA	1				1		2	9	4
DCON	54	69	25	55	203	204	192	207	214
DEAD	2			4	6	5	8	7	5
DISO	92	39	74	77	282	281	326	389	296
DOMV	51	5	34	40	130	90	107	132	121
DPAT	5		4	1	10	6	4	6	6
DVIN			6	1	7	1	3		
FALA						1		1	
FIRE	1	3	2	1	7	6	6	3	5
FOLO	52	17	74	9	152	96	98	119	110
GCLO	4			3	7	3	5	4	2
GEOV									
GSHT								2	1
HOTS	1		5		6	2	5	4	
HZMT									
IACC	15	21	1	10	47	38	52	43	38
INJP	8	6	9	9	32	26	30	36	26
MDOP	10	2	6	5	23	18	31	31	24
MEDA						2			
MEDS						4	4	2	2
MENT	8			4	12	9	14	14	17
MISC	116	14	11	11	152	158	158	129	135
MISS	2		5	1	8	14	12	8	13
MOVR	6	9	6	9	30	18	22	21	40
NABR	3		5	4	12	12	16	18	30
NOIS	2		6	15	23	12	9	26	47
PAPR	24	3	16	7	50	34	74	105	96
PARK	7	6	13	34	60	40	76	66	65
POIC	16	5	2	4	27	19	16	24	37
PRIN	2	1		1	4	2	3	10	4
PROP	90	7	11	6	114	104	109	141	109
PROQ									1
RESC							1		1
ROBB	3	2	12	3	20	15	12	12	3
SALA			1		1				
SHIN									
SHOP	2				2				
SHOT	4	2	11	7	24	14	20	22	25
SUIC	4	2	5	3	14	12	11	18	12
SUIN	1	2	2	2	7		4	3	4
SUSP	88	41	78	66	273	259	227	298	300
TEST	1	1			2	5	8	15	12
THFT	55	27	46	50	178	158	150	203	197
TRAF	189	212	85	110	596	550	576	677	728
TREE				2	2		2		
TRSP	8	9	5		22	39	70	64	57
UNKR	18	9	8	21	56	44	52	87	81
UNK2	22	12	14	31	79	123	123	214	80
VACA								2	1
VAND	3	6	4	5	18	19	17	26	16
WARR	158	7	14	7	186	219	203	215	251
WEAP	5	2	14	4	25	13	20	13	15
WIRE		1			1	2	1		1
2014	1611	736	947	853	4147				
2013	1592	689	758	702		3741			
2012	1551	786	890	726			3953		
2011	1838	841	1099	828				4606	
2010	1985	882	816	756					4439

Call Types

2010	Call Type
6494	DISO
5247	SUSP
4356	DOMV
4251	TRAF
3709	THFT
3526	ALRM
3049	PAPR
2609	ACC
2550	BULL
2326	UNKR
1847	DCON
1817	FOLO
1814	BURG
1585	WARR
1458	UNK2
1414	NOIS
1387	PARK
1188	ASLT
1185	Cancelled
1134	BOLO
1109	MISC
896	MDOP
721	NABR
667	ANIM
632	ASST
616	TRSP
590	PROP
503	WEAP
471	MISS
461	POIC
450	SHOT
436	MOVR
385	CHEK
360	IACC
308	SHOP
307	SUIC
307	VAND
286	MENT
254	*
251	INJP
246	GCLO
210	ASIN
186	ROBB
154	HOTS
153	PRIN
109	FIRE
93	DEAD
91	SUIN
60	DPAT
56	TEST
43	DVIN
43	GSHT
36	SHIN
32	MEDS
28	VACA
16	WIRE
13	CLOT
13	SALA
12	MEDA
9	FALA
8	CROA
7	TREE
1	PROQ
1	RESC
	GEOV
	HZMT
64576	Total

2011	Call Type
6892	DISO
5196	SUSP
4335	TRAF
3819	DOMV
3593	THFT
3528	UNKR
3288	ALRM
2657	ACC
2600	PAPR
2530	BULL
1920	DCON
1732	BURG
1593	FOLO
1520	WARR
1287	NOIS
1277	UNK2
1260	PARK
1255	Cancelled
1167	MISC
1160	BOLO
1041	ASLT
789	ASST
702	ANIM
691	PROP
680	MDOP
652	HOTS
639	NABR
555	TRSP
453	WEAP
432	CHEK
424	MISS
395	SHOT
392	VAND
365	IACC
355	MOVR
353	POIC
326	SUIC
321	INJP
299	SHOP
277	MENT
266	*
244	GCLO
239	ASIN
204	TEST
202	ROBB
123	SUIN
122	PRIN
114	TREE
93	DEAD
60	VACA
58	FIRE
55	CROA
51	MEDS
49	DVIN
48	WIRE
37	CLOT
22	GSHT
15	DPAT
11	SALA
10	FALA
9	SHIN
6	MEDA
2	RESC
1	PROQ
	GEOV
	HZMT
64791	Total

2012	Call Type
6689	DISO
5268	SUSP
3617	DOMV
3401	THFT
3270	BULL
3222	ALRM
2875	TRAF
2587	PAPR
2437	UNKR
2402	ACC
1859	DCON
1705	FOLO
1703	BURG
1497	WARR
1316	NOIS
1201	ASLT
1083	PARK
1076	BOLO
1010	Cancelled
958	UNK2
952	MISC
784	HOTS
771	ASST
710	MDOP
696	ANIM
649	PROP
619	NABR
549	TRSP
522	SHOT
493	MISS
488	WEAP
451	IACC
417	CHEK
401	SHOP
399	VAND
396	MOVR
354	POIC
352	INJP
319	SUIC
278	MENT
253	*
220	ROBB
213	ASIN
162	GCLO
148	SUIN
121	FIRE
105	DEAD
86	WIRE
77	PRIN
67	VACA
62	DVIN
61	TEST
47	MEDS
46	TREE
31	CLOT
27	DPAT
25	SHIN
18	CROA
15	MEDA
12	SALA
9	GSHT
7	FALA
1	RESC
	GEOV
	HZMT
	PROQ
61589	Total

2013	Call Type
7054	DISO
5168	SUSP
3679	THFT
3512	TRAF
3459	DOMV
3330	ALRM
2830	UNKR
2622	PAPR
2347	ACC
1813	FOLO
1801	DCON
1628	BULL
1553	BURG
1319	WARR
1297	NOIS
1133	Cancelled
1124	BOLO
1117	ASLT
1090	PARK
971	MISC
814	MDOP
807	UNK2
763	ASST
756	HOTS
744	ANIM
619	PROP
615	NABR
558	TRSP
510	WEAP
502	SHOT
499	MISS
452	CHEK
443	MOVR
416	INJP
388	SHOP
382	POIC
371	VAND
359	IACC
332	SUIC
233	*
222	ASIN
219	GCLO
205	MENT
196	ROBB
159	FIRE
142	TEST
137	PRIN
134	SUIN
107	DEAD
57	DPAT
51	DVIN
38	MEDS
35	TREE
35	WIRE
28	CLOT
13	MEDA
12	SHIN
11	CROA
9	VACA
8	FALA
5	SALA
3	GSHT
2	RESC
	GEOV
	HZMT
	PROQ
61238	Total

2014	Call Type
6714	DISO
4775	SUSP
3526	ALRM
3492	THFT
3453	TRAF
3425	DOMV
2503	ACC
2469	BULL
2464	PAPR
2252	UNKR
1794	FOLO
1714	DCON
1485	BURG
1282	WARR
1242	PARK
1192	Cancelled
1125	ASLT
1093	NOIS
1079	BOLO
855	MISC
852	UNK2
748	ANIM
642	PROP
589	NABR
586	ASST
581	HOTS
565	MDOP
524	CHEK
517	TRSP
514	SHOT
493	WEAP
447	MISS
412	MOVR
408	INJP
383	IACC
364	SHOP
351	SUIC
350	POIC
345	VAND
283	GCLO
252	ASIN
234	MENT
208	ROBB
141	FIRE
127	SUIN
110	*
101	DEAD
73	PRIN
67	DVIN
50	DPAT
47	WIRE
37	SHIN
36	TEST
30	MEDS
20	CROA
15	CLOT
14	FALA
14	TREE
12	VACA
10	MEDA
9	SALA
2	HZMT
1	RESC
	GEOV
	GSHT
	PROQ
59498	2014

*Outside City Limits

2010		
Rank	Sector	Total
1	402	3290
2	309	3269
3	107	2795
4	209	2476
5	202	2088
6	501	1985
7	405	1958
8	207	1921
9	203	1897
10	302	1842
11	208	1803
12	204	1739
13	206	1639
14	109	1628
15	105	1552
16	111	1520
17	112	1517
18	102	1490
19	306	1466
20	205	1400
21	404	1390
22	401	1356
23	408	1336
24	212	1303
25	307	1225
26	106	1146
27	110	1059
28	108	1051
29	409	1046
30	103	1028
31	308	1019
32	201	967
33	403	965
34	502	882
35	406	828
36	305	823
37	503	816
38	104	784
39	504	756
40	301	684
41	304	639
42	211	591
43	210	574
44	407	574
45	303	522
46	101	216
47	310	140
48	213	119

2011		
Rank	Sector	Total
1	402	3509
2	309	2984
3	209	2483
4	107	2422
5	202	1960
6	203	1925
7	204	1903
8	207	1868
9	208	1853
10	501	1838
11	405	1806
12	306	1784
13	302	1741
14	109	1652
15	111	1649
16	105	1605
17	112	1536
18	206	1531
19	212	1430
20	408	1411
21	205	1396
22	106	1313
23	404	1265
24	102	1234
25	401	1198
26	409	1119
27	108	1105
28	503	1099
29	307	1095
30	201	1070
31	103	1058
32	403	1042
33	305	978
34	110	977
35	301	888
36	104	864
37	502	841
38	504	828
39	308	811
40	210	667
41	406	638
42	211	627
43	304	602
44	407	588
45	303	490
46	101	261
47	213	216
48	310	110

2012		
Rank	Sector	Total
1	402	3416
2	309	2752
3	209	2315
4	107	2190
5	306	2122
6	208	1958
7	203	1921
8	204	1852
9	202	1852
10	302	1744
11	405	1716
12	206	1601
13	109	1588
14	501	1551
15	112	1535
16	105	1487
17	212	1438
18	207	1435
19	205	1434
20	111	1391
21	408	1345
22	102	1287
23	401	1269
24	106	1245
25	409	1152
26	108	1058
27	404	1031
28	307	974
29	104	926
30	403	922
31	103	895
32	503	890
33	301	884
34	201	868
35	110	842
36	305	825
37	308	787
38	502	786
39	210	756
40	504	726
41	406	689
42	211	622
43	407	585
44	304	539
45	303	471
46	213	292
47	101	250
48	310	112

2013		
Rank	Sector	Total
1	402	3469
2	309	2704
3	209	2482
4	107	2249
5	208	2099
6	306	2081
7	202	1935
8	302	1816
9	203	1726
10	109	1695
11	405	1670
12	206	1667
13	207	1646
14	204	1600
15	501	1592
16	105	1548
17	212	1463
18	205	1446
19	408	1417
20	111	1310
21	112	1310
22	102	1242
23	401	1222
24	106	1161
25	404	1095
26	108	1079
27	409	1042
28	103	924
29	201	914
30	110	898
31	307	880
32	403	836
33	308	816
34	407	769
35	503	758
36	301	746
37	210	736
38	104	730
39	305	726
40	504	702
41	502	689
42	211	675
43	406	574
44	304	555
45	303	524
46	101	327
47	213	192
48	310	135

2014		
Rank	Sector	Total
1	402	3348
2	309	2593
3	107	2532
4	209	2466
5	306	1960
6	302	1824
7	208	1777
8	202	1756
9	207	1644
10	501	1611
11	405	1589
12	203	1533
13	105	1509
14	205	1499
15	112	1474
16	212	1470
17	111	1443
18	206	1425
19	204	1404
20	109	1389
21	102	1273
22	404	1231
23	408	1213
24	409	1089
25	401	1063
26	103	1030
27	108	998
28	110	981
29	106	950
30	503	947
31	201	915
32	307	901
33	308	872
34	504	853
35	403	768
36	104	760
37	305	756
38	502	736
39	211	723
40	301	673
41	210	634
42	406	601
43	304	543
44	407	510
45	303	416
46	101	257
47	213	136
48	310	121

Springfield Police Division
Call Type Descriptions

Call Type Abbreviation	Description
ACC	ALL NON-INJURY ACCIDENT DISPATCHES
ALRM	ALARM OF ANY TYPE
ANIM	ANIMAL CONTROL/BITES/ETC
ASIN	ASSAULT W/PERSON INJURED
ASLT	ANY ASSAULT W/I 15 MINS. NOT A DOMESTIC.
ASST	ASSIST ANY PERSON WHEN NO OTHER CODE
BOLO	BE ON THE LOOK-OUT- USED TO NOTIFY OFFICERS
BULL	BULLETIN CHECK
BURG	ANY TYPE OF FORCED ENTRY TO ANY PREMISES
CHEK	CHECK WELFARE
CLOT	PROPERLY POSTED LOT NEEDS TO BE CLEARED
CROA	COMMUNITY RESCOURCE UNIT ACTIVITY CODE
DCON	DANGEROUS CONDITION
DEAD	PERSON FOUND DEAD FROM ANY CAUSE
DISO	DISORDERLY CONDUCT COMPLAINT
DOMV	ALL DOMESTIC VIOLENCE OR TROUBLE
DPAT	DISPATCHED TO A DIRECTED PATROL ASSIGN.
DVIN	DOMESTIC VIOLENCE W/ PERSON INJURED
FALA	AUTOMATIC OR FIRE ALARM WITH NO FIRE
FIRE	ANY REPORTED FIRE WITH POLICE NEEDED
FOLO	FOLLOW-UP INVESTIGATION
GCLO	ASSIST WITH GETTING CLOTHES/NO VIOLENCE.
GEOV	GEO VERIFY AN ADDRESS
GSHT	GUNSHOTS HEARD NOW OR WITHIN LAST 5 MIN.
HOTS	HOTSPOT CHECK
HZMT	HAZARDOUS MATERIALS INCIDENT
IACC	CRASH W/REPORTED PERSONAL INJURY
INJP	INJURY OR ILLNESS REQUIRING POLICE
MDOP	MALICIOUS DESTRUCTION OF PROPERTY
MEDA	MEDIC ASSIST
MEDS	MEDIC UNIT (ONLY)
MENT	MENTAL PROBLEM ONLY
MISC	MISCELLANEOUS/NO OTHER CODE APPLIES
MISS	MISSING PERSON,PROBABLY TELEPHONE REPORT
MOVR	MOVING TRAFFIC VIOLATION/NO CRASH.
NABR	NEIGHBOR TROUBLE-NO ASSAULTS-NO WEAPONS
NOIS	NOISE COMPLAINT
PAPR	SERVE ANY PAPERS OTHER THAN A WARRANT
PARK	PARKING VIOLATION ONLY
POIC	ORDERED BY SPD OIC/NO OTHER CODES APPLY
PRIN	FINGERPRINT CHECK AT CRIME SCENE
PROP	PICK-UP PROPERTY/LOST, STOLEN, EVIDENCE
PROQ	GENERIC PROQA CALL TYPE-MEDIC RUN
RESC	RESCUE/ENTRAPMENT
ROBB	ROBBERY OF ANY TYPE/NOT SIMPLE THEFT
SALA	STILL ALARM
SHIN	SHOTS W/PERSON INJURED
SHOP	SHOPLIFTER CAUGHT, NO FIGHT THEN OR NOW!
SHOT	GUNSHOTS HEARD, NO ONE KNOWN ASSAULTED
SUIC	ATTEMPTED SUICIDE OR SUICIDAL PERSON
SUIN	ATTEMPTED SUICIDE W/PERSON INJURED
SUSP	GENERAL SUSPICIOUS ACTIVITY, NO SPECIFIC
TEST	TEST BY A SYSTEM ADMINISTRATOR
THFT	THEFT/NOT TELEPH.REPORT/NOT A SHOPLIFTER
TRAF	ANY VEHICLE/PERSON STOP BY AN OFFICER
TREE	TREE DOWN- HAZARDOUS CONDITION
TRSP	ALL TRESPASSES/SOME ARE MAJOR PROBLEMS
UNKR	UNKNOWN REASON-DISPATCHES OF ALL TYPES
UNK2	UNKNOWN TROUBLE2- PHASE 1 & 2 CELL PHONE HANG UP CALLS
VACA	VACATION CHECK
VAND	VANDALISM/MALICIOUS DESTRUCTION PROPERTY
WARR	WARRANT SERVICE
WEAP	WEAPON SEEN/NO OTHER CODE APPLIES
WIRE	WIRES DOWN

Offenses Reported to Law Enforcement

	Population [^] 59,357	Index Crime	Violent crime	Mur- der	For- cible rape	Rob- bery	Aggra- vated assault	Property crime	Burglary	Larceny- theft	Motor vehicle theft	Arson
City of 2010		4923	480	4	37	216	223	4443	1501	2720	222	34
Springfield 2011		5021	390	4	32	209	145	4631	1615	2816	200	33
Ohio 2012		4836	390	5	44	186	155	4446	1529	2746	171	90
2013		4893	430	6	49	208	167	4463	1304	2922	237	85
2014		4752	451	8	58	223	162	4301	1306	2718	207	70
% change 1 yr- 2013 to 2014		-2.88	4.88	33.33	18.37	7.21	-2.99	-3.63	0.15	-6.98	-12.66	-17.65
% change 5 yr- 2010-2014		-3.47	-6.04	100.00	56.76	3.24	-27.35	-3.20	-12.99	-0.07	-6.76	105.88

Forcible rape is now reported per UCR guidelines and includes rape of a male. All prior years included only rape of a female.

The VIOLENT CRIME RATE is the sum of all murder, forcible rape, robbery, and aggravated assaults reported to the police.

The PROPERTY CRIME RATE is the sum of all burglary, larceny-theft, and motor vehicle theft reported to the police.

The INDEX CRIME RATE is the sum of the following: (murder, rape, robbery, agg. assault, burglary, larceny and motor vehicle theft)

which serves as an indicator of the jurisdictions crime experience.

This file may not exactly reflect the UCR data reported to the FBI, as the data shown here includes all updates

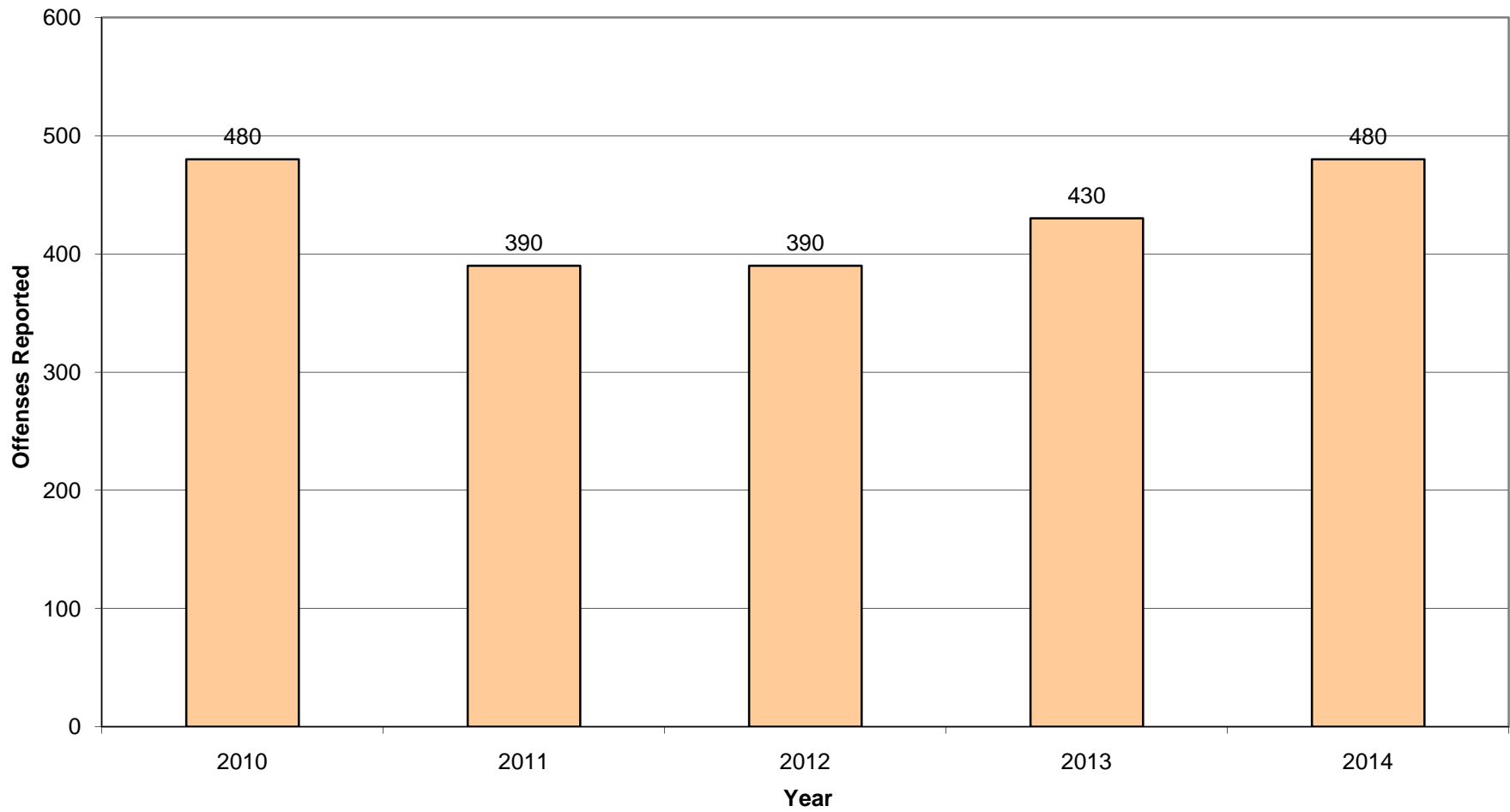
to SPD cases that have occurred over time.

[^]City population obtained from U.S. Census Bureau 2014 estimate.

Springfield Police Division

Violent Crime

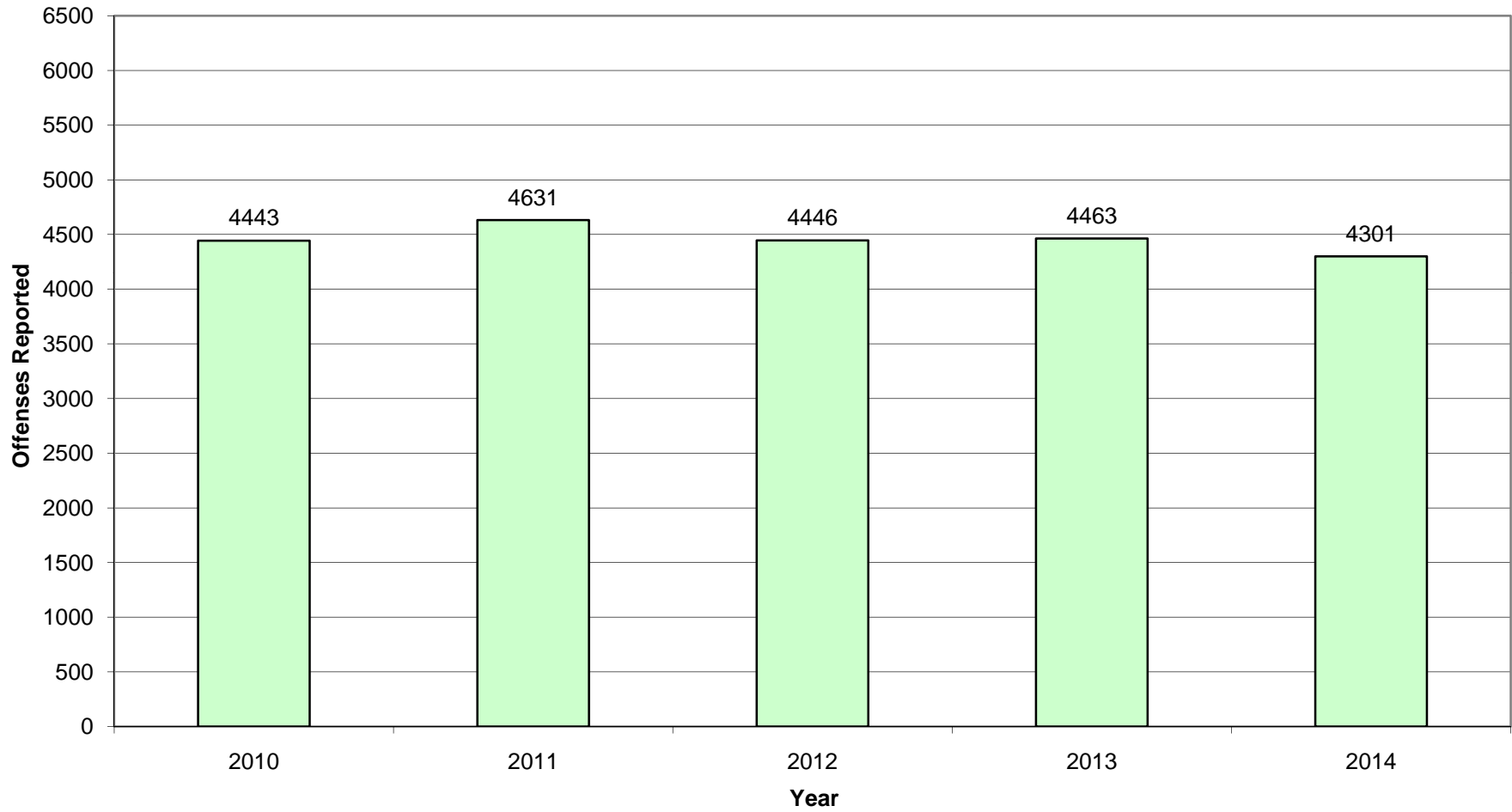
* The FBI defines the Violent crime rate as the sum of all murder, forcible rape, robbery, and aggravated assault reported to law enforcement.



Springfield Police Division

Property Crime

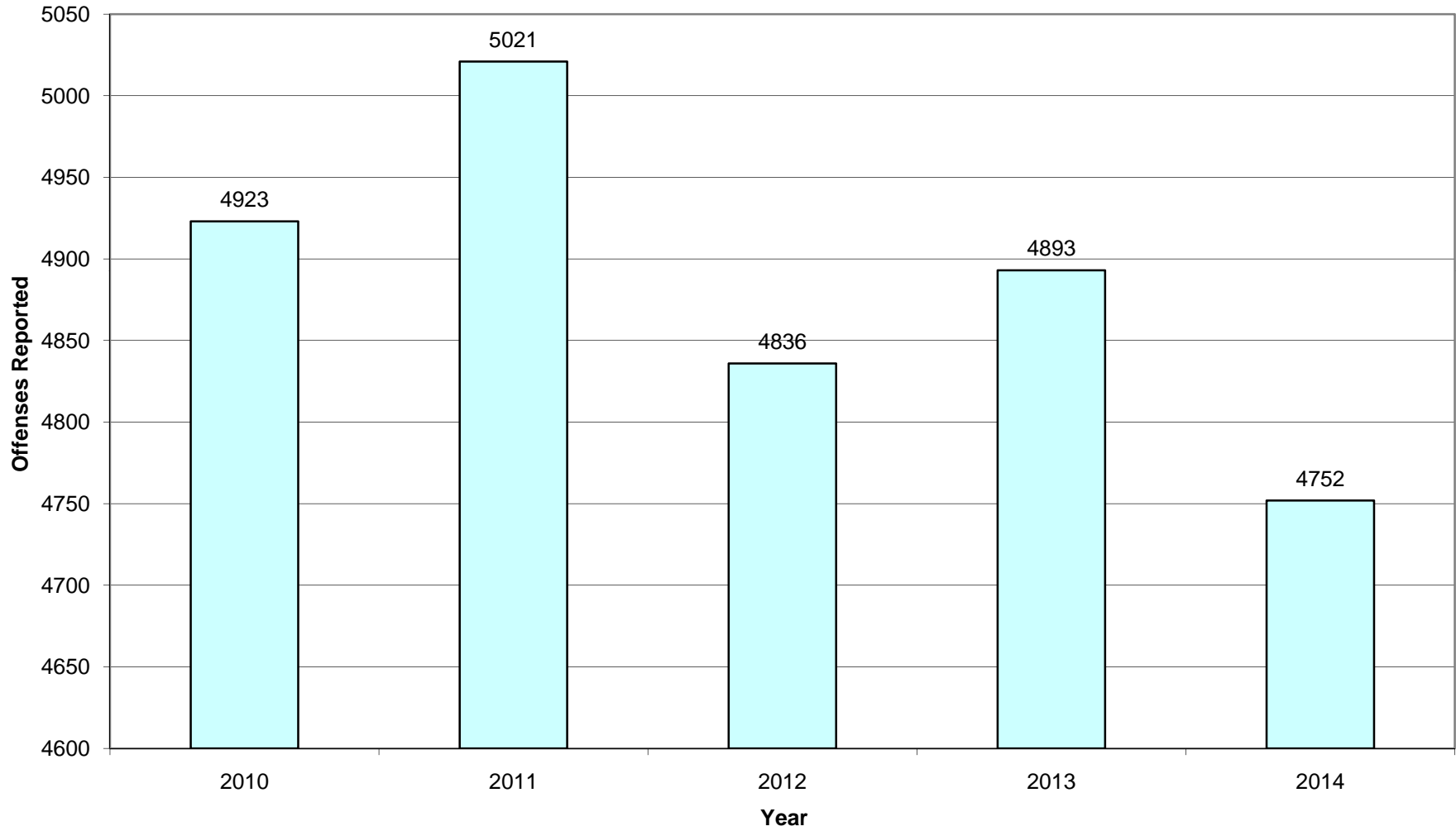
**The FBI defines the Property crime rate as the sum of all burglary, larceny-theft, and motor vehicle theft reported to law enforcement



Springfield Police Division

Index Crime

***The FBI defines the Index crime rate as the following offenses (murder, rape, robbery, aggravated assault, burglary, larceny and motor vehicle theft) which serves as an indicator of the jurisdictions crime experience.



Springfield Police Division

	2010	2011
Murder	4	4
Rape	37	32
Robbery	216	209
Agg. Assault	223	145

	2010	2011
Violent Crime	480	390

Burglary	1501	1615
Larceny	2720	2816
Auto Theft	222	200

	2010	2011
Property Crime	4443	4631

	2010	2011
Arson	34	33

	2010	2011
Index Crime (vcrime+pcrime)	4923	5021

PROGRAM . . . : PL1341
REPORT . . . : Call Breakdown By Month Report
USER : PDBDM
DATE : 01/28/2016
TIME : 15:49:36
HOLD : NO
COPIES . . . : 1
OUTPUT QUEUE: *DEFAULT
DISTRIBUTION: *NONE

SELECTION OPTIONS

YEAR : 2014
ORI : OH0120200 SPD
INC TYPE GROUP: *ALL
SOURCE : *ALL
STATION : *ALL
AREA : *ALL
SECTION : *ALL

INCIDENT TYPE	JANUARY		FEBRUARY		MARCH		APRIL		MAY		JUNE		YEARLY
	#	%	#	%	#	%	#	%	#	%	#	%	TOTALS
INCIDENT TYPE	JULY		AUGUST		SEPTEMBER		OCTOBER		NOVEMBER		DECEMBER		YEARLY
	#	%	#	%	#	%	#	%	#	%	#	%	TOTALS
UNKR P UNK.REASON	68	7.3	66	7.1	74	8.0	81	8.7	79	8.5	88	9.5	928
UNK2 P UNKN TYPE2	216	8.5	206	8.1	239	9.4	196	7.7	197	7.8	190	7.5	2,533
VACA P VACA CHECK	1	8.3	3	25.0	1	8.3	1	8.3	1	8.3	0	.0	12
VAND P VANDALISM	15	4.4	19	5.5	29	8.5	34	9.9	36	10.5	35	10.2	343
WARR P WARRANT	102	8.2	70	5.7	138	11.2	108	8.7	84	6.8	85	6.9	1,237
WEAP P WEAPON	32	6.7	39	8.2	39	8.2	41	8.6	55	11.5	50	10.5	477
WIRE P WIRES DOWN	2	4.0	5	10.0	2	4.0	4	8.0	1	2.0	5	10.0	50
TOTALS:	4,832	8.1	4,073	6.9	5,106	8.6	5,071	8.5	5,657	9.5	5,294	8.9	59,363

INCIDENT TYPE	JULY		AUGUST		SEPTEMBER		OCTOBER		NOVEMBER		DECEMBER		YEARLY
	#	%	#	%	#	%	#	%	#	%	#	%	TOTALS
FALA F Fire Alarm	0	.0	1	12.5	1	12.5	0	.0	1	12.5	2	25.0	8
HZMT F Hazmat	0	.0	0	.0	0	.0	0	.0	0	.0	0	.0	2
MEDA F Medic Asst	1	9.1	1	9.1	2	18.2	1	9.1	2	18.2	0	.0	11
MEDS F Medic Run	1	3.2	0	.0	5	16.1	2	6.5	6	19.4	1	3.2	31
RESC F Rescue	0	.0	0	.0	0	.0	0	.0	0	.0	0	.0	1
SALA F Still Alrm	0	.0	0	.0	1	11.1	2	22.2	0	.0	0	.0	9
ACC P TRAFF ACC.	185	7.6	200	8.2	184	7.5	218	8.9	222	9.1	221	9.1	2,441
ALRM P ALARM	374	9.0	326	7.9	328	7.9	358	8.7	337	8.1	302	7.3	4,135
ANIM P ANIML CONT	72	9.3	82	10.6	80	10.3	60	7.7	41	5.3	25	3.2	777
ASIN P ASLT INJUR	22	9.4	30	12.8	25	10.7	16	6.8	14	6.0	11	4.7	234
ASLT P ASSAULT	98	8.8	109	9.8	98	8.8	95	8.5	65	5.8	77	6.9	1,117
ASST P ASSISTANCE	56	8.7	56	8.7	48	7.4	43	6.7	35	5.4	50	7.8	645
BOLO P BOLO	126	11.7	107	9.9	96	8.9	87	8.0	72	6.7	91	8.4	1,081
BULL P BULL CHECK	161	6.6	196	8.0	193	7.9	202	8.2	106	4.3	202	8.2	2,458
BURG P BURGLARY	131	8.8	154	10.4	127	8.6	164	11.0	132	8.9	110	7.4	1,485
CHEK P CHK WLFARE	48	9.0	48	9.0	33	6.2	43	8.0	66	12.3	52	9.7	535
CLOT P CLEAR LOT	3	16.7	0	.0	2	11.1	0	.0	1	5.6	3	16.7	18
CROA P CRO CODE	1	5.0	1	5.0	1	5.0	1	5.0	1	5.0	0	.0	20
DCON P DANGER.CON	181	10.3	142	8.0	145	8.2	116	6.6	120	6.8	95	5.4	1,765
DEAD P DEAD BODY	8	8.1	4	4.0	8	8.1	8	8.1	9	9.1	15	15.2	99
DISO P DISORDERLY	640	9.4	699	10.3	568	8.4	516	7.6	447	6.6	532	7.8	6,788
DOMV P DOMESTIC	318	9.2	385	11.2	315	9.2	255	7.4	220	6.4	215	6.3	3,440
DPAT P DIR.PATROL	4	8.2	0	.0	11	22.4	4	8.2	4	8.2	5	10.2	49
DVIN P DOMV INJUR	3	5.1	9	15.3	4	6.8	8	13.6	0	.0	2	3.4	59
FIRE P FIRE ASST.	21	14.2	12	8.1	15	10.1	10	6.8	20	13.5	11	7.4	148
FOLO P FOLLOW-UP	185	10.4	186	10.5	165	9.3	130	7.3	137	7.7	121	6.8	1,779
GCLO P GETCLOTHES	16	5.3	21	7.0	24	8.0	27	9.0	25	8.3	22	7.3	300
HOTS P HOTSPOT	52	9.0	33	5.7	13	2.2	16	2.8	6	1.0	29	5.0	579
IACC P INJURY ACC	28	8.0	38	10.8	41	11.6	39	11.1	24	6.8	15	4.3	352
INJP P INJ/ILL	35	8.2	53	12.4	32	7.5	32	7.5	20	4.7	40	9.4	427
MDOP P VANDALISM/	48	8.6	64	11.4	45	8.0	45	8.0	30	5.3	40	7.1	561
MENT P MENTAL	12	5.2	28	12.0	27	11.6	28	12.0	15	6.4	16	6.9	233
MISC P NO CODE	63	7.2	100	11.4	88	10.1	54	6.2	48	5.5	46	5.3	875
MISS P MISSING	40	8.6	68	14.7	37	8.0	35	7.6	36	7.8	20	4.3	463
MOVR P TRAFF VIO.	36	8.7	49	11.8	43	10.4	36	8.7	21	5.1	15	3.6	414
NABR P NEIGH TRBL	66	11.0	82	13.6	60	10.0	45	7.5	29	4.8	29	4.8	602
NOIS P NOISE COMP	133	11.9	116	10.4	106	9.5	80	7.2	67	6.0	58	5.2	1,118
PAPR P SERV PAPERS	236	9.6	276	11.2	202	8.2	164	6.7	178	7.2	100	4.1	2,465
PARK P PARKNG VIO	103	8.2	100	8.0	114	9.1	102	8.1	74	5.9	75	6.0	1,257
POIC P PER OIC	31	8.7	31	8.7	25	7.0	19	5.3	29	8.1	42	11.8	356
PRIN P SEE PRINTS	0	11.1	0	11.1	0	0.0	11	15.2	5	6.0	4	5.6	36

INCIDENT TYPE	JANUARY		FEBRUARY		MARCH		APRIL		MAY		JUNE		YEARLY
	#	%	#	%	#	%	#	%	#	%	#	%	TOTALS
INCIDENT TYPE	JULY		AUGUST		SEPTEMBER		OCTOBER		NOVEMBER		DECEMBER		YEARLY
	#	%	#	%	#	%	#	%	#	%	#	%	TOTALS
PROP P GET PROPTY	58	9.1	58	9.1	59	9.3	50	7.8	37	5.8	48	7.5	637
ROBB P ROBBERY	14	7.3	15	7.9	18	9.4	16	8.4	13	6.8	14	7.3	191
SHIN P SHOT INJUR	0	.0	1	3.4	3	10.3	5	17.2	5	17.2	4	13.8	29
SHOP P SHOPLIFTER	31	8.4	44	11.9	33	8.9	22	5.9	31	8.4	31	8.4	370
SHOT P HEAR SHOTS	43	8.4	48	9.4	49	9.6	38	7.4	44	8.6	35	6.8	513
SUIC P ATTSUICIDE	27	7.8	25	7.2	29	8.4	28	8.1	23	6.6	33	9.5	346
SUIN P SUIC INJUR	10	7.9	13	10.3	16	12.7	9	7.1	5	4.0	17	13.5	126
SUSP P SUSP ACTIV	447	9.2	492	10.2	458	9.5	439	9.1	368	7.6	330	6.8	4,845
TEST P TEST ONLY	8	13.1	3	4.9	5	8.2	5	8.2	6	9.8	4	6.6	61
THFT P THEFT	292	8.3	315	9.0	302	8.6	372	10.6	244	7.0	284	8.1	3,506
TRAF P TRAFF STOP	252	7.4	283	8.3	236	6.9	319	9.3	275	8.1	312	9.1	3,412
TREE P TREE DOWN	3	25.0	0	.0	0	.0	1	8.3	2	16.7	0	.0	12
TRSP P TRESPASS	52	9.9	48	9.1	38	7.2	41	7.8	22	4.2	21	4.0	526
UNKR P UNK.REASON	97	10.5	93	10.0	67	7.2	90	9.7	48	5.2	77	8.3	928
UNK2 P UNKN TYPE2	215	8.5	252	9.9	222	8.8	193	7.6	197	7.8	210	8.3	2,533
VACA P VACA CHECK	1	8.3	0	.0	0	.0	2	16.7	2	16.7	0	.0	12
VAND P VANDALISM	43	12.5	41	12.0	22	6.4	24	7.0	24	7.0	21	6.1	343
WARR P WARRANT	105	8.5	111	9.0	98	7.9	121	9.8	131	10.6	84	6.8	1,237
WEAP P WEAPON	45	9.4	54	11.3	36	7.5	38	8.0	27	5.7	21	4.4	477
WIRE P WIRES DOWN	4	8.0	5	10.0	3	6.0	1	2.0	17	34.0	1	2.0	50
TOTALS:	5,293	8.9	5,716	9.6	5,008	8.4	4,886	8.2	4,186	7.1	4,241	7.1	59,363

PROGRAM . . . : PL1350
REPORT . . . : Call Breakdown By Priority/DOW Report
USER : PDBDM
DATE : 01/28/2016
TIME : 15:50:08
HOLD : YES
COPIES . . . : 1
OUTPUT QUEUE: *DEFAULT
DISTRIBUTION: *NONE

SELECTION OPTIONS

FROM DATE . . : 01/01/2014
FROM TIME . . : 0:01:01
THRU DATE . . : 12/31/2014
THRU TIME . . : 23:59:59
TIME FRAME . . : DAILY
AGENCY TYPE . . :
INC TYPE GROUP : *ALL

CALL BREAKDOWN BY PRIORITY/DOW REPORT

PRIORITY	Sunday		Monday		Tuesday		Wednesday		Thursday		Friday		Saturday		TOTALS
	#	%	#	%	#	%	#	%	#	%	#	%	#	%	
0	0	.0	0	.0	0	.0	0	.0	0	.0	0	.0	1	100.0	1
1	8	9.7	11	13.4	10	12.1	18	21.9	15	18.2	4	4.8	16	19.5	82
2	4,127	14.4	3,976	13.9	4,023	14.0	3,827	13.4	3,786	13.2	4,191	14.6	4,603	16.1	28,533
3	1,443	12.9	1,643	14.7	1,547	13.9	1,673	15.0	1,670	15.0	1,597	14.3	1,535	13.8	11,108
4	21	7.9	29	10.9	12	4.5	37	14.0	52	19.6	96	36.3	17	6.4	264
5	2	100.0	0	.0	0	.0	0	.0	0	.0	0	.0	0	.0	2
8	0	.0	1	25.0	1	25.0	0	.0	1	25.0	1	25.0	0	.0	4
9	1,875	9.6	3,059	15.7	3,154	16.2	3,035	15.6	3,192	16.4	2,906	15.0	2,148	11.0	19,369
TOTALS:	7,476	12.5	8,719	14.6	8,747	14.7	8,590	14.4	8,716	14.6	8,795	14.8	8,320	14.0	59,363

Hour of Day Activity Ranking

ORI: OH0120200 SPD

HOUR	INCIDENTS	PERCENT OF TOTAL	CUMULATIVE PERCENT
5PM - 6PM	3,879	6.534	6.534
4PM - 5PM	3,712	6.253	12.787
6PM - 7PM	3,624	6.105	18.892
7PM - 8PM	3,392	5.714	24.606
8PM - 9PM	3,369	5.675	30.281
3PM - 4PM	3,231	5.443	35.724
1PM - 2PM	3,108	5.236	40.960
9PM - 10PM	3,106	5.232	46.192
2PM - 3PM	2,916	4.912	51.104
12PM - 1PM	2,779	4.681	55.785
10AM - 11AM	2,724	4.589	60.374
10PM - 11PM	2,717	4.577	64.951
9AM - 10AM	2,523	4.250	69.201
12AM - 1AM	2,506	4.221	73.422
11AM - 12PM	2,459	4.142	77.564
11PM - 12AM	2,453	4.132	81.696
1AM - 2AM	2,208	3.719	85.415
2AM - 3AM	1,887	3.179	88.594
8AM - 9AM	1,756	2.958	91.552
3AM - 4AM	1,516	2.554	94.106
4AM - 5AM	1,076	1.813	95.919
7AM - 8AM	998	1.681	97.600
5AM - 6AM	756	1.274	98.874
6AM - 7AM	668	1.125	99.999
	-----	-----	-----
	59363	99.999	99.999

Average Incidents per Hour:2,473.5

* PERCENTS MAY NOT ADD UP TO 100.000 DUE TO ROUNDING

ORI: OH0120200 SPD

HOUR	INCIDENTS	PERCENT OF TOTAL
12AM - 1AM	2,506	4.221
1AM - 2AM	2,208	3.719
2AM - 3AM	1,887	3.179
3AM - 4AM	1,516	2.554
4AM - 5AM	1,076	1.813
5AM - 6AM	756	1.274
6AM - 7AM	668	1.125
7AM - 8AM	998	1.681
8AM - 9AM	1,756	2.958
9AM - 10AM	2,523	4.250
10AM - 11AM	2,724	4.589
11AM - 12PM	2,459	4.142
12PM - 1PM	2,779	4.681
1PM - 2PM	3,108	5.236
2PM - 3PM	2,916	4.912
3PM - 4PM	3,231	5.443
4PM - 5PM	3,712	6.253
5PM - 6PM	3,879	6.534
6PM - 7PM	3,624	6.105
7PM - 8PM	3,392	5.714
8PM - 9PM	3,369	5.675
9PM - 10PM	3,106	5.232
10PM - 11PM	2,717	4.577
11PM - 12AM	2,453	4.132
	-----	-----
	59363	99.999

Average Incidents per Hour:2,473.5

* PERCENTS MAY NOT ADD UP TO 100.000 DUE TO ROUNDING

MINS	JANUARY			FEBRUARY			MARCH			APRIL			YEARLY TOTALS		
	TOT	% INC	% CUM	TOT	% INC	% CUM	TOT	% INC	% CUM	TOT	% INC	% CUM	TOT	% INC	% CUM
0	1,840	30.8	30.8	1,439	28.9	28.9	1,843	30.3	30.3	1,700	28.7	28.7	20,052	28.1	28.1
1	173	2.9	33.7	159	3.2	32.1	207	3.4	33.7	219	3.7	32.3	2,457	3.4	31.6
2	283	4.7	38.4	266	5.3	37.4	387	6.4	40.0	346	5.8	38.2	4,234	5.9	37.5
3	447	7.5	45.9	370	7.4	44.8	528	8.7	48.7	574	9.7	47.9	6,134	8.6	46.2
4	617	10.3	56.2	570	11.4	56.3	700	11.5	60.2	638	10.8	58.6	7,853	11.0	57.2
5	605	10.1	66.3	551	11.1	67.3	629	10.3	70.6	630	10.6	69.2	7,882	11.1	68.2
6	622	10.4	76.7	462	9.3	76.6	559	9.2	79.8	547	9.2	78.5	6,782	9.5	77.8
7	403	6.7	83.4	354	7.1	83.7	365	6.0	85.8	417	7.0	85.5	4,865	6.8	84.6
8	291	4.9	88.3	215	4.3	88.0	260	4.3	90.0	255	4.3	89.8	3,201	4.5	89.1
9	183	3.1	91.4	175	3.5	91.5	184	3.0	93.0	170	2.9	92.7	2,177	3.1	92.1
10	140	2.3	93.7	120	2.4	93.9	107	1.8	94.8	114	1.9	94.6	1,491	2.1	94.2
11	112	1.9	95.6	76	1.5	95.5	79	1.3	96.1	88	1.5	96.1	1,056	1.5	95.7
12	50	.8	96.4	53	1.1	96.5	60	1.0	97.1	55	.9	97.0	717	1.0	96.7
13	49	.8	97.2	38	.8	97.3	41	.7	97.8	57	1.0	97.9	570	.8	97.5
14	39	.7	97.9	37	.7	98.0	26	.4	98.2	31	.5	98.5	366	.5	98.0
15	40	.7	98.6	27	.5	98.6	25	.4	98.6	18	.3	98.8	312	.4	98.5
16	13	.2	98.8	11	.2	98.8	10	.2	98.8	14	.2	99.0	188	.3	98.7
17	10	.2	98.9	9	.2	99.0	14	.2	99.0	8	.1	99.1	126	.2	98.9
18	15	.3	99.2	11	.2	99.2	5	.1	99.1	6	.1	99.2	110	.2	99.1
19	8	.1	99.3	4	.1	99.3	10	.2	99.2	4	.1	99.3	79	.1	99.2
20	5	.1	99.4	4	.1	99.4	3	.0	99.3	3	.1	99.4	62	.1	99.3
21	5	.1	99.5	3	.1	99.4	2	.0	99.3	3	.1	99.4	55	.1	99.3
22	1	.0	99.5	2	.0	99.5	3	.0	99.4	2	.0	99.4	40	.1	99.4
23	4	.1	99.6	1	.0	99.5	2	.0	99.4	1	.0	99.5	29	.0	99.4
24	1	.0	99.6	2	.0	99.5	4	.1	99.5	3	.1	99.5	25	.0	99.5
25	1	.0	99.6	1	.0	99.5	3	.0	99.5	1	.0	99.5	27	.0	99.5
26	3	.1	99.7	0	.0	.0	3	.0	99.6	1	.0	99.5	23	.0	99.5
27	1	.0	99.7	1	.0	99.6	1	.0	99.6	0	.0	.0	19	.0	99.6
28	2	.0	99.7	2	.0	99.6	1	.0	99.6	1	.0	99.6	16	.0	99.6
29	0	.0	.0	1	.0	99.6	0	.0	.0	1	.0	99.6	11	.0	99.6
30	2	.0	99.7	1	.0	99.6	2	.0	99.6	2	.0	99.6	15	.0	99.6
31	1	.0	99.8	0	.0	.0	0	.0	.0	2	.0	99.6	14	.0	99.6
32	0	.0	.0	1	.0	99.7	2	.0	99.7	1	.0	99.7	16	.0	99.7
33	0	.0	.0	1	.0	99.7	0	.0	.0	1	.0	99.7	14	.0	99.7
34	0	.0	.0	0	.0	.0	1	.0	99.7	1	.0	99.7	5	.0	99.7
35	0	.0	.0	1	.0	99.7	1	.0	99.7	1	.0	99.7	10	.0	99.7
36	0	.0	.0	1	.0	99.7	0	.0	.0	0	.0	.0	5	.0	99.7
37	2	.0	99.8	1	.0	99.7	0	.0	.0	1	.0	99.7	13	.0	99.7
38	0	.0	.0	0	.0	.0	1	.0	99.7	0	.0	.0	9	.0	99.8
39	0	.0	.0	1	.0	99.8	0	.0	.0	1	.0	99.7	14	.0	99.8
40	0	.0	.0	0	.0	.0	0	.0	.0	1	.0	99.8	4	.0	99.8
41	0	.0	.0	2	.0	99.8	4	.1	99.8	0	.0	.0	10	.0	99.8
42	0	.0	.0	0	.0	.0	0	.0	.0	0	.0	.0	4	.0	99.8
43	0	.0	.0	0	.0	.0	2	.0	99.8	1	.0	99.8	7	.0	99.8
44	0	.0	.0	1	.0	99.8	0	.0	.0	1	.0	99.8	4	.0	99.8
45	0	.0	.0	0	.0	.0	0	.0	.0	0	.0	.0	1	.0	99.8
46	0	.0	.0	0	.0	.0	1	.0	99.8	1	.0	99.8	6	.0	99.8
47	1	.0	99.8	0	.0	.0	0	.0	.0	2	.0	99.8	6	.0	99.8
48	0	.0	.0	0	.0	.0	1	.0	99.9	0	.0	.0	4	.0	99.8
49	1	.0	99.8	0	.0	.0	0	.0	.0	0	.0	.0	3	.0	99.8
50	1	.0	99.8	0	.0	.0	1	.0	99.9	0	.0	.0	8	.0	99.8
51	0	.0	.0	0	.0	.0	0	.0	.0	0	.0	.0	2	.0	99.9
52	1	.0	99.9	1	.0	99.9	0	.0	.0	1	.0	99.9	1	.0	99.9

MINS	JANUARY			FEBRUARY			MARCH			APRIL			YEARLY TOTALS		
	TOT	%	INC % CUM	TOT	%	INC % CUM	TOT	%	INC % CUM	TOT	%	INC % CUM	TOT	%	INC % CUM
53	1	.0	99.9	0	.0	.0	0	.0	.0	1	.0	99.9	4	.0	99.9
54	0	.0	.0	2	.0	99.9	1	.0	99.9	1	.0	99.9	5	.0	99.9
55	0	.0	.0	0	.0	.0	0	.0	.0	0	.0	.0	5	.0	99.9
56	0	.0	.0	0	.0	.0	0	.0	.0	0	.0	.0	1	.0	99.9
57	1	.0	99.9	0	.0	.0	0	.0	.0	1	.0	99.9	2	.0	99.9
58	0	.0	.0	0	.0	.0	1	.0	99.9	1	.0	99.9	6	.0	99.9
59	0	.0	.0	0	.0	.0	0	.0	.0	0	.0	.0	2	.0	99.9
60	1	.0	99.9	1	.0	99.9	0	.0	.0	0	.0	.0	6	.0	99.9
61	0	.0	.0	0	.0	.0	1	.0	99.9	0	.0	.0	2	.0	99.9
62	0	.0	.0	0	.0	.0	0	.0	.0	1	.0	99.9	4	.0	99.9
63	0	.0	.0	0	.0	.0	0	.0	.0	1	.0	100.0	3	.0	99.9
64	0	.0	.0	0	.0	.0	0	.0	.0	0	.0	.0	1	.0	99.9
65	0	.0	.0	0	.0	.0	0	.0	.0	0	.0	.0	1	.0	99.9
66	0	.0	.0	0	.0	.0	0	.0	.0	0	.0	.0	2	.0	99.9
69	0	.0	.0	0	.0	.0	0	.0	.0	1	.0	100.0	4	.0	99.9
70	0	.0	.0	0	.0	.0	1	.0	99.9	0	.0	.0	2	.0	99.9
71	1	.0	99.9	0	.0	.0	0	.0	.0	0	.0	.0	2	.0	99.9
72	0	.0	.0	1	.0	99.9	0	.0	.0	0	.0	.0	2	.0	99.9
73	0	.0	.0	0	.0	.0	0	.0	.0	0	.0	.0	2	.0	99.9
74	0	.0	.0	0	.0	.0	0	.0	.0	0	.0	.0	2	.0	99.9
79	0	.0	.0	0	.0	.0	0	.0	.0	0	.0	.0	1	.0	99.9
82	0	.0	.0	1	.0	99.9	0	.0	.0	0	.0	.0	1	.0	99.9
83	0	.0	.0	0	.0	.0	0	.0	.0	0	.0	.0	2	.0	99.9
84	0	.0	.0	1	.0	100.0	0	.0	.0	0	.0	.0	1	.0	99.9
87	0	.0	.0	0	.0	.0	0	.0	.0	0	.0	.0	1	.0	99.9
88	0	.0	.0	1	.0	100.0	0	.0	.0	0	.0	.0	1	.0	99.9
89	0	.0	.0	1	.0	100.0	0	.0	.0	0	.0	.0	2	.0	100.0
90	0	.0	.0	0	.0	.0	1	.0	100.0	0	.0	.0	1	.0	100.0
93	0	.0	.0	0	.0	.0	0	.0	.0	0	.0	.0	2	.0	100.0
94	0	.0	.0	0	.0	.0	1	.0	100.0	0	.0	.0	1	.0	100.0
96	0	.0	.0	0	.0	.0	0	.0	.0	0	.0	.0	1	.0	100.0
97	0	.0	.0	0	.0	.0	0	.0	.0	0	.0	.0	1	.0	100.0
98	0	.0	.0	0	.0	.0	0	.0	.0	0	.0	.0	1	.0	100.0
99	0	.0	.0	0	.0	.0	1	.0	100.0	0	.0	.0	1	.0	100.0
100	0	.0	.0	0	.0	.0	0	.0	.0	0	.0	.0	2	.0	100.0
107	0	.0	.0	0	.0	.0	0	.0	.0	0	.0	.0	1	.0	100.0
108	0	.0	.0	0	.0	.0	0	.0	.0	0	.0	.0	1	.0	100.0
109	0	.0	.0	0	.0	.0	0	.0	.0	0	.0	.0	1	.0	100.0
114	0	.0	.0	0	.0	.0	0	.0	.0	0	.0	.0	1	.0	100.0
115	0	.0	.0	0	.0	.0	0	.0	.0	0	.0	.0	1	.0	100.0
117	0	.0	.0	0	.0	.0	0	.0	.0	0	.0	.0	1	.0	100.0
120	0	.0	.0	0	.0	.0	0	.0	.0	0	.0	.0	1	.0	100.0
124	0	.0	.0	0	.0	.0	0	.0	.0	0	.0	.0	1	.0	100.0
127	1	.0	99.9	0	.0	.0	0	.0	.0	0	.0	.0	1	.0	100.0
145	0	.0	.0	0	.0	.0	0	.0	.0	0	.0	.0	1	.0	100.0
158	0	.0	.0	0	.0	.0	0	.0	.0	0	.0	.0	1	.0	100.0
162	0	.0	.0	0	.0	.0	0	.0	.0	0	.0	.0	1	.0	100.0
170	1	.0	100.0	0	.0	.0	1	.0	100.0	0	.0	.0	2	.0	100.0
172	1	.0	100.0	0	.0	.0	0	.0	.0	0	.0	.0	1	.0	100.0
174	0	.0	.0	0	.0	.0	0	.0	.0	0	.0	.0	1	.0	100.0
180	0	.0	.0	0	.0	.0	0	.0	.0	0	.0	.0	1	.0	100.0
190	0	.0	.0	0	.0	.0	0	.0	.0	0	.0	.0	1	.0	100.0
215	0	.0	.0	0	.0	.0	0	.0	.0	0	.0	.0	1	.0	100.0

MINS	JANUARY			FEBRUARY			MARCH			APRIL			YEARLY TOTALS		
	TOT	% INC	% CUM	TOT	% INC	% CUM	TOT	% INC	% CUM	TOT	% INC	% CUM	TOT	% INC	% CUM
232	1	.0	100.0	0	.0	.0	0	.0	.0	0	.0	.0	1	.0	100.0
245	0	.0	.0	0	.0	.0	0	.0	.0	0	.0	.0	1	.0	100.0
1154	0	.0	.0	0	.0	.0	0	.0	.0	0	.0	.0	1	.0	100.0
1321	0	.0	.0	0	.0	.0	0	.0	.0	1	.0	100.0	1	.0	100.0
3859	0	.0	.0	0	.0	.0	0	.0	.0	0	.0	.0	1	.0	100.0
TOTALS:	5,980			4,983			6,085			5,932			71,238		

MINS	MAY			JUNE			JULY			AUGUST			YEARLY TOTALS		
	TOT	% INC	% CUM	TOT	% INC	% CUM	TOT	% INC	% CUM	TOT	% INC	% CUM	TOT	% INC	% CUM
0	1,929	29.4	29.4	1,581	25.5	25.5	1,707	26.9	26.9	1,858	27.5	27.5	20,052	28.1	28.1
1	258	3.9	33.4	256	4.1	29.7	226	3.6	30.4	249	3.7	31.1	2,457	3.4	31.6
2	392	6.0	39.4	413	6.7	36.3	422	6.6	37.1	414	6.1	37.2	4,234	5.9	37.5
3	552	8.4	47.8	618	10.0	46.3	568	8.9	46.0	599	8.9	46.1	6,134	8.6	46.2
4	690	10.5	58.3	756	12.2	58.5	666	10.5	56.5	755	11.2	57.3	7,853	11.0	57.2
5	723	11.0	69.4	655	10.6	69.1	711	11.2	67.7	783	11.6	68.8	7,882	11.1	68.2
6	605	9.2	78.6	604	9.8	78.8	637	10.0	77.7	631	9.3	78.1	6,782	9.5	77.8
7	417	6.4	85.0	435	7.0	85.9	423	6.7	84.4	409	6.0	84.2	4,865	6.8	84.6
8	263	4.0	89.0	278	4.5	90.4	278	4.4	88.8	314	4.6	88.8	3,201	4.5	89.1
9	193	2.9	91.9	170	2.7	93.1	198	3.1	91.9	210	3.1	91.9	2,177	3.1	92.1
10	149	2.3	94.2	108	1.7	94.8	140	2.2	94.1	141	2.1	94.0	1,491	2.1	94.2
11	94	1.4	95.6	95	1.5	96.4	95	1.5	95.6	91	1.3	95.4	1,056	1.5	95.7
12	56	.9	96.5	51	.8	97.2	61	1.0	96.6	84	1.2	96.6	717	1.0	96.7
13	51	.8	97.3	48	.8	98.0	44	.7	97.3	56	.8	97.4	570	.8	97.5
14	31	.5	97.7	19	.3	98.3	40	.6	97.9	41	.6	98.0	366	.5	98.0
15	34	.5	98.2	18	.3	98.6	27	.4	98.3	20	.3	98.3	312	.4	98.5
16	19	.3	98.5	14	.2	98.8	18	.3	98.6	23	.3	98.7	188	.3	98.7
17	12	.2	98.7	7	.1	98.9	17	.3	98.9	12	.2	98.8	126	.2	98.9
18	16	.2	99.0	10	.2	99.1	10	.2	99.0	9	.1	99.0	110	.2	99.1
19	9	.1	99.1	4	.1	99.1	6	.1	99.1	8	.1	99.1	79	.1	99.2
20	8	.1	99.2	7	.1	99.3	8	.1	99.2	4	.1	99.2	62	.1	99.3
21	9	.1	99.4	3	.0	99.3	5	.1	99.3	6	.1	99.2	55	.1	99.3
22	7	.1	99.5	4	.1	99.4	9	.1	99.5	2	.0	99.3	40	.1	99.4
23	3	.0	99.5	2	.0	99.4	3	.0	99.5	5	.1	99.3	29	.0	99.4
24	1	.0	99.5	3	.0	99.5	1	.0	99.5	0	.0	.0	25	.0	99.5
25	2	.0	99.6	0	.0	.0	2	.0	99.6	5	.1	99.4	27	.0	99.5
26	3	.0	99.6	1	.0	99.5	2	.0	99.6	2	.0	99.5	23	.0	99.5
27	1	.0	99.6	2	.0	99.5	1	.0	99.6	1	.0	99.5	19	.0	99.6
28	0	.0	.0	3	.0	99.5	0	.0	.0	2	.0	99.5	16	.0	99.6
29	2	.0	99.6	2	.0	99.6	0	.0	.0	2	.0	99.5	11	.0	99.6
30	1	.0	99.7	2	.0	99.6	0	.0	.0	2	.0	99.6	15	.0	99.6
31	1	.0	99.7	1	.0	99.6	1	.0	99.6	4	.1	99.6	14	.0	99.6
32	2	.0	99.7	2	.0	99.7	2	.0	99.7	2	.0	99.6	16	.0	99.7
33	0	.0	.0	0	.0	.0	1	.0	99.7	4	.1	99.7	14	.0	99.7
34	0	.0	.0	1	.0	99.7	0	.0	.0	0	.0	.0	5	.0	99.7
35	1	.0	99.7	2	.0	99.7	0	.0	.0	2	.0	99.7	10	.0	99.7
36	0	.0	.0	0	.0	.0	2	.0	99.7	0	.0	.0	5	.0	99.7
37	0	.0	.0	2	.0	99.7	2	.0	99.7	1	.0	99.7	13	.0	99.7
38	1	.0	99.7	2	.0	99.8	1	.0	99.7	0	.0	.0	9	.0	99.8
39	2	.0	99.8	1	.0	99.8	2	.0	99.8	0	.0	.0	14	.0	99.8
40	0	.0	.0	0	.0	.0	1	.0	99.8	0	.0	.0	4	.0	99.8
41	1	.0	99.8	0	.0	.0	0	.0	.0	0	.0	.0	10	.0	99.8
42	1	.0	99.8	0	.0	.0	2	.0	99.8	0	.0	.0	4	.0	99.8
43	0	.0	.0	1	.0	99.8	1	.0	99.8	1	.0	99.8	5	.0	99.8

MINS	MAY			JUNE			JULY			AUGUST			YEARLY TOTALS		
	TOT	%	INC % CUM	TOT	%	INC % CUM	TOT	%	INC % CUM	TOT	%	INC % CUM	TOT	%	INC % CUM
44	1	.0	99.8	0	.0	.0	0	.0	.0	0	.0	.0	4	.0	99.8
45	1	.0	99.8	0	.0	.0	0	.0	.0	0	.0	.0	1	.0	99.8
46	2	.0	99.9	0	.0	.0	1	.0	99.9	1	.0	99.8	6	.0	99.8
47	1	.0	99.9	1	.0	99.8	0	.0	.0	1	.0	99.8	6	.0	99.8
48	0	.0	.0	0	.0	.0	0	.0	.0	2	.0	99.8	4	.0	99.8
49	0	.0	.0	0	.0	.0	0	.0	.0	2	.0	99.9	3	.0	99.8
50	1	.0	99.9	0	.0	.0	0	.0	.0	0	.0	.0	8	.0	99.8
51	0	.0	.0	0	.0	.0	1	.0	99.9	0	.0	.0	2	.0	99.9
52	0	.0	.0	0	.0	.0	0	.0	.0	0	.0	.0	4	.0	99.9
53	0	.0	.0	0	.0	.0	0	.0	.0	0	.0	.0	4	.0	99.9
54	0	.0	.0	1	.0	99.8	0	.0	.0	0	.0	.0	5	.0	99.9
55	1	.0	99.9	1	.0	99.9	1	.0	99.9	1	.0	99.9	5	.0	99.9
56	0	.0	.0	0	.0	.0	0	.0	.0	0	.0	.0	1	.0	99.9
57	0	.0	.0	0	.0	.0	0	.0	.0	0	.0	.0	2	.0	99.9
58	1	.0	99.9	1	.0	99.9	0	.0	.0	1	.0	99.9	6	.0	99.9
59	1	.0	99.9	0	.0	.0	1	.0	99.9	0	.0	.0	2	.0	99.9
60	0	.0	.0	2	.0	99.9	0	.0	.0	0	.0	.0	6	.0	99.9
61	0	.0	.0	0	.0	.0	0	.0	.0	0	.0	.0	2	.0	99.9
62	1	.0	100.0	0	.0	.0	1	.0	99.9	0	.0	.0	4	.0	99.9
63	0	.0	.0	0	.0	.0	0	.0	.0	1	.0	99.9	3	.0	99.9
64	0	.0	.0	0	.0	.0	0	.0	.0	0	.0	.0	1	.0	99.9
65	0	.0	.0	0	.0	.0	0	.0	.0	0	.0	.0	1	.0	99.9
66	0	.0	.0	0	.0	.0	0	.0	.0	0	.0	.0	2	.0	99.9
69	0	.0	.0	1	.0	99.9	1	.0	99.9	0	.0	.0	4	.0	99.9
70	0	.0	.0	0	.0	.0	0	.0	.0	0	.0	.0	2	.0	99.9
71	0	.0	.0	0	.0	.0	1	.0	100.0	0	.0	.0	2	.0	99.9
72	0	.0	.0	0	.0	.0	0	.0	.0	0	.0	.0	2	.0	99.9
73	0	.0	.0	0	.0	.0	0	.0	.0	0	.0	.0	2	.0	99.9
74	0	.0	.0	0	.0	.0	0	.0	.0	1	.0	99.9	2	.0	99.9
79	0	.0	.0	0	.0	.0	0	.0	.0	1	.0	99.9	1	.0	99.9
82	0	.0	.0	0	.0	.0	0	.0	.0	0	.0	.0	1	.0	99.9
83	0	.0	.0	1	.0	99.9	1	.0	100.0	0	.0	.0	2	.0	99.9
84	0	.0	.0	0	.0	.0	0	.0	.0	0	.0	.0	1	.0	99.9
87	0	.0	.0	0	.0	.0	1	.0	100.0	0	.0	.0	1	.0	99.9
88	0	.0	.0	0	.0	.0	0	.0	.0	0	.0	.0	1	.0	99.9
89	1	.0	100.0	0	.0	.0	0	.0	.0	0	.0	.0	2	.0	100.0
90	0	.0	.0	0	.0	.0	0	.0	.0	0	.0	.0	1	.0	100.0
93	0	.0	.0	1	.0	100.0	0	.0	.0	1	.0	99.9	2	.0	100.0
94	0	.0	.0	0	.0	.0	0	.0	.0	0	.0	.0	1	.0	100.0
96	0	.0	.0	0	.0	.0	0	.0	.0	0	.0	.0	1	.0	100.0
97	0	.0	.0	0	.0	.0	0	.0	.0	0	.0	.0	1	.0	100.0
98	0	.0	.0	0	.0	.0	0	.0	.0	0	.0	.0	1	.0	100.0
99	0	.0	.0	0	.0	.0	0	.0	.0	0	.0	.0	1	.0	100.0
100	0	.0	.0	1	.0	100.0	0	.0	.0	1	.0	100.0	2	.0	100.0
107	0	.0	.0	0	.0	.0	0	.0	.0	0	.0	.0	1	.0	100.0
108	0	.0	.0	0	.0	.0	0	.0	.0	0	.0	.0	1	.0	100.0
109	0	.0	.0	1	.0	100.0	0	.0	.0	0	.0	.0	1	.0	100.0
114	0	.0	.0	0	.0	.0	0	.0	.0	1	.0	100.0	1	.0	100.0
115	0	.0	.0	0	.0	.0	0	.0	.0	0	.0	.0	1	.0	100.0
117	0	.0	.0	0	.0	.0	0	.0	.0	0	.0	.0	1	.0	100.0
120	1	.0	100.0	0	.0	.0	0	.0	.0	0	.0	.0	1	.0	100.0
124	0	.0	.0	0	.0	.0	0	.0	.0	0	.0	.0	1	.0	100.0
127	0	.0	.0	0	.0	.0	0	.0	.0	0	.0	.0	1	.0	100.0

MINS	MAY			JUNE			JULY			AUGUST			YEARLY TOTALS		
	TOT	% INC	% CUM	TOT	% INC	% CUM	TOT	% INC	% CUM	TOT	% INC	% CUM	TOT	% INC	% CUM
145	0	.0	.0	0	.0	.0	1	.0	100.0	0	.0	.0	1	.0	100.0
158	0	.0	.0	0	.0	.0	0	.0	.0	0	.0	.0	1	.0	100.0
162	0	.0	.0	0	.0	.0	0	.0	.0	0	.0	.0	1	.0	100.0
170	0	.0	.0	0	.0	.0	0	.0	.0	0	.0	.0	2	.0	100.0
172	0	.0	.0	0	.0	.0	0	.0	.0	0	.0	.0	1	.0	100.0
174	1	.0	100.0	0	.0	.0	0	.0	.0	0	.0	.0	1	.0	100.0
180	0	.0	.0	0	.0	.0	0	.0	.0	1	.0	100.0	1	.0	100.0
190	0	.0	.0	0	.0	.0	0	.0	.0	0	.0	.0	1	.0	100.0
217	0	.0	.0	0	.0	.0	0	.0	.0	0	.0	.0	1	.0	100.0
232	0	.0	.0	0	.0	.0	0	.0	.0	0	.0	.0	1	.0	100.0
245	0	.0	.0	1	.0	100.0	0	.0	.0	0	.0	.0	1	.0	100.0
1154	0	.0	.0	0	.0	.0	0	.0	.0	1	.0	100.0	1	.0	100.0
1321	0	.0	.0	0	.0	.0	0	.0	.0	0	.0	.0	1	.0	100.0
3859	0	.0	.0	0	.0	.0	0	.0	.0	0	.0	.0	1	.0	100.0
TOTALS:	6,552			6,193			6,350			6,768			71,238		

MINS	SEPTEMBER			OCTOBER			NOVEMBER			DECEMBER			YEARLY TOTALS		
	TOT	% INC	% CUM	TOT	% INC	% CUM	TOT	% INC	% CUM	TOT	% INC	% CUM	TOT	% INC	% CUM
0	1,625	27.2	27.2	1,712	29.1	29.1	1,382	26.8	26.8	1,436	26.6	26.6	20,052	28.1	28.1
1	207	3.5	30.7	183	3.1	32.2	161	3.1	30.0	159	2.9	29.6	2,457	3.4	31.6
2	376	6.3	37.0	332	5.6	37.8	282	5.5	35.4	321	6.0	35.5	4,234	5.9	37.5
3	550	9.2	46.2	517	8.8	46.6	354	6.9	42.3	457	8.5	44.0	6,134	8.6	46.2
4	649	10.9	57.1	634	10.8	57.4	611	11.9	54.2	567	10.5	54.5	7,853	11.0	57.2
5	676	11.3	68.5	648	11.0	68.4	626	12.2	66.3	645	12.0	66.5	7,882	11.1	68.2
6	562	9.4	77.9	522	8.9	77.2	497	9.7	76.0	534	9.9	76.4	6,782	9.5	77.8
7	412	6.9	84.8	404	6.9	84.1	400	7.8	83.8	426	7.9	84.3	4,865	6.8	84.6
8	260	4.4	89.2	275	4.7	88.7	255	5.0	88.7	257	4.8	89.1	3,201	4.5	89.1
9	184	3.1	92.2	192	3.3	92.0	156	3.0	91.7	162	3.0	92.1	2,177	3.1	92.1
10	121	2.0	94.3	119	2.0	94.0	110	2.1	93.9	122	2.3	94.3	1,491	2.1	94.2
11	88	1.5	95.7	90	1.5	95.6	72	1.4	95.3	76	1.4	95.7	1,056	1.5	95.7
12	50	.8	96.6	78	1.3	96.9	58	1.1	96.4	61	1.1	96.9	717	1.0	96.7
13	50	.8	97.4	41	.7	97.6	45	.9	97.3	50	.9	97.8	570	.8	97.5
14	30	.5	97.9	21	.4	97.9	25	.5	97.8	26	.5	98.3	366	.5	98.0
15	28	.5	98.4	30	.5	98.4	26	.5	98.3	19	.4	98.6	312	.4	98.5
16	16	.3	98.7	16	.3	98.7	21	.4	98.7	13	.2	98.9	188	.3	98.7
17	7	.1	98.8	12	.2	98.9	8	.2	98.8	10	.2	99.1	126	.2	98.9
18	7	.1	98.9	9	.2	99.1	8	.2	99.0	4	.1	99.1	110	.2	99.1
19	8	.1	99.0	8	.1	99.2	9	.2	99.2	1	.0	99.1	79	.1	99.2
20	9	.2	99.2	6	.1	99.3	4	.1	99.2	1	.0	99.2	62	.1	99.3
21	6	.1	99.3	3	.1	99.4	5	.1	99.3	5	.1	99.3	55	.1	99.3
22	4	.1	99.3	1	.0	99.4	3	.1	99.4	2	.0	99.3	40	.1	99.4
23	3	.1	99.4	1	.0	99.4	2	.0	99.4	2	.0	99.3	29	.0	99.4
24	4	.1	99.5	0	.0	.0	2	.0	99.5	4	.1	99.4	25	.0	99.5
25	1	.0	99.5	3	.1	99.4	3	.1	99.5	5	.1	99.5	27	.0	99.5
26	2	.0	99.5	2	.0	99.5	2	.0	99.6	2	.0	99.5	23	.0	99.5
27	3	.1	99.6	1	.0	99.5	3	.1	99.6	4	.1	99.6	19	.0	99.6
28	1	.0	99.6	3	.1	99.5	1	.0	99.7	0	.0	.0	16	.0	99.6
29	1	.0	99.6	0	.0	.0	2	.0	99.7	0	.0	.0	11	.0	99.6
30	0	.0	.0	2	.0	99.6	0	.0	.0	1	.0	99.6	15	.0	99.6
31	2	.0	99.6	0	.0	.0	0	.0	.0	2	.0	99.7	14	.0	99.6
32	1	.0	99.6	0	.0	.0	2	.0	99.7	1	.0	99.7	16	.0	99.7
33	2	.0	99.7	2	.0	99.6	1	.0	99.7	2	.0	99.7	14	.0	99.7
34	1	.0	99.7	0	.0	.0	0	.0	.0	1	.0	99.7	5	.0	99.7

MINS	SEPTEMBER			OCTOBER			NOVEMBER			DECEMBER			YEARLY TOTALS		
	TOT	%	INC % CUM	TOT	%	INC % CUM	TOT	%	INC % CUM	TOT	%	INC % CUM	TOT	%	INC % CUM
35	0	.0	.0	0	.0	.0	1	.0	99.8	1	.0	99.8	10	.0	99.7
36	2	.0	99.7	0	.0	.0	0	.0	.0	0	.0	.0	5	.0	99.7
37	1	.0	99.7	0	.0	.0	2	.0	99.8	1	.0	99.8	13	.0	99.7
38	1	.0	99.8	2	.0	99.6	0	.0	.0	1	.0	99.8	9	.0	99.8
39	2	.0	99.8	3	.1	99.7	0	.0	.0	2	.0	99.8	14	.0	99.8
40	0	.0	.0	0	.0	.0	1	.0	99.8	1	.0	99.9	4	.0	99.8
41	0	.0	.0	2	.0	99.7	0	.0	.0	1	.0	99.9	10	.0	99.8
42	0	.0	.0	0	.0	.0	0	.0	.0	1	.0	99.9	4	.0	99.8
43	0	.0	.0	1	.0	99.7	0	.0	.0	0	.0	.0	7	.0	99.8
44	0	.0	.0	1	.0	99.8	0	.0	.0	0	.0	.0	4	.0	99.8
45	0	.0	.0	0	.0	.0	0	.0	.0	0	.0	.0	1	.0	99.8
46	0	.0	.0	0	.0	.0	0	.0	.0	0	.0	.0	6	.0	99.8
47	0	.0	.0	0	.0	.0	0	.0	.0	0	.0	.0	6	.0	99.8
48	0	.0	.0	0	.0	.0	1	.0	99.8	0	.0	.0	4	.0	99.8
49	0	.0	.0	0	.0	.0	0	.0	.0	0	.0	.0	3	.0	99.8
50	3	.1	99.8	2	.0	99.8	0	.0	.0	0	.0	.0	8	.0	99.8
51	1	.0	99.9	0	.0	.0	0	.0	.0	0	.0	.0	2	.0	99.9
52	0	.0	.0	0	.0	.0	0	.0	.0	1	.0	99.9	4	.0	99.9
53	1	.0	99.9	0	.0	.0	0	.0	.0	1	.0	99.9	4	.0	99.9
54	0	.0	.0	0	.0	.0	0	.0	.0	0	.0	.0	5	.0	99.9
55	0	.0	.0	0	.0	.0	1	.0	99.9	0	.0	.0	5	.0	99.9
56	0	.0	.0	1	.0	99.8	0	.0	.0	0	.0	.0	1	.0	99.9
57	0	.0	.0	0	.0	.0	0	.0	.0	0	.0	.0	2	.0	99.9
58	1	.0	99.9	0	.0	.0	0	.0	.0	0	.0	.0	6	.0	99.9
59	0	.0	.0	0	.0	.0	0	.0	.0	0	.0	.0	2	.0	99.9
60	0	.0	.0	0	.0	.0	1	.0	99.9	1	.0	99.9	6	.0	99.9
61	0	.0	.0	1	.0	99.8	0	.0	.0	0	.0	.0	2	.0	99.9
62	1	.0	99.9	0	.0	.0	0	.0	.0	0	.0	.0	4	.0	99.9
63	0	.0	.0	1	.0	99.8	0	.0	.0	0	.0	.0	3	.0	99.9
64	0	.0	.0	0	.0	.0	0	.0	.0	1	.0	100.0	1	.0	99.9
65	0	.0	.0	1	.0	99.9	0	.0	.0	0	.0	.0	1	.0	99.9
66	0	.0	.0	1	.0	99.9	1	.0	99.9	0	.0	.0	2	.0	99.9
69	0	.0	.0	1	.0	99.9	0	.0	.0	0	.0	.0	4	.0	99.9
70	0	.0	.0	0	.0	.0	1	.0	99.9	0	.0	.0	2	.0	99.9
71	0	.0	.0	0	.0	.0	0	.0	.0	0	.0	.0	2	.0	99.9
72	0	.0	.0	1	.0	99.9	0	.0	.0	0	.0	.0	2	.0	99.9
73	1	.0	99.9	0	.0	.0	0	.0	.0	1	.0	100.0	2	.0	99.9
74	1	.0	99.9	0	.0	.0	0	.0	.0	0	.0	.0	2	.0	99.9
79	0	.0	.0	0	.0	.0	0	.0	.0	0	.0	.0	1	.0	99.9
82	0	.0	.0	0	.0	.0	0	.0	.0	0	.0	.0	1	.0	99.9
83	0	.0	.0	0	.0	.0	0	.0	.0	0	.0	.0	2	.0	99.9
84	0	.0	.0	0	.0	.0	0	.0	.0	0	.0	.0	1	.0	99.9
87	0	.0	.0	0	.0	.0	0	.0	.0	0	.0	.0	1	.0	99.9
88	0	.0	.0	0	.0	.0	0	.0	.0	0	.0	.0	1	.0	99.9
89	0	.0	.0	0	.0	.0	0	.0	.0	0	.0	.0	2	.0	100.0
90	0	.0	.0	0	.0	.0	0	.0	.0	0	.0	.0	1	.0	100.0
93	0	.0	.0	0	.0	.0	0	.0	.0	0	.0	.0	2	.0	100.0
94	0	.0	.0	0	.0	.0	0	.0	.0	0	.0	.0	1	.0	100.0
96	0	.0	.0	0	.0	.0	1	.0	99.9	0	.0	.0	1	.0	100.0
97	1	.0	100.0	0	.0	.0	0	.0	.0	0	.0	.0	1	.0	100.0
98	0	.0	.0	1	.0	99.9	0	.0	.0	0	.0	.0	1	.0	100.0
99	0	.0	.0	0	.0	.0	0	.0	.0	0	.0	.0	1	.0	100.0

MINS	SEPTEMBER			OCTOBER			NOVEMBER			DECEMBER			YEARLY TOTALS		
	TOT	% INC	% CUM	TOT	% INC	% CUM	TOT	% INC	% CUM	TOT	% INC	% CUM	TOT	% INC	% CUM
107	0	.0	.0	0	.0	.0	1	.0	100.0	0	.0	.0	1	.0	100.0
108	0	.0	.0	1	.0	99.9	0	.0	.0	0	.0	.0	1	.0	100.0
109	0	.0	.0	0	.0	.0	0	.0	.0	0	.0	.0	1	.0	100.0
114	0	.0	.0	0	.0	.0	0	.0	.0	0	.0	.0	1	.0	100.0
115	0	.0	.0	0	.0	.0	1	.0	100.0	0	.0	.0	1	.0	100.0
117	0	.0	.0	1	.0	100.0	0	.0	.0	0	.0	.0	1	.0	100.0
120	0	.0	.0	0	.0	.0	0	.0	.0	0	.0	.0	1	.0	100.0
124	0	.0	.0	1	.0	100.0	0	.0	.0	0	.0	.0	1	.0	100.0
127	0	.0	.0	0	.0	.0	0	.0	.0	0	.0	.0	1	.0	100.0
145	0	.0	.0	0	.0	.0	0	.0	.0	0	.0	.0	1	.0	100.0
158	0	.0	.0	1	.0	100.0	0	.0	.0	0	.0	.0	1	.0	100.0
162	0	.0	.0	0	.0	.0	0	.0	.0	1	.0	100.0	1	.0	100.0
170	0	.0	.0	0	.0	.0	0	.0	.0	0	.0	.0	2	.0	100.0
172	0	.0	.0	0	.0	.0	0	.0	.0	0	.0	.0	1	.0	100.0
174	0	.0	.0	0	.0	.0	0	.0	.0	0	.0	.0	1	.0	100.0
180	0	.0	.0	0	.0	.0	0	.0	.0	0	.0	.0	1	.0	100.0
190	1	.0	100.0	0	.0	.0	0	.0	.0	0	.0	.0	1	.0	100.0
217	0	.0	.0	0	.0	.0	1	.0	100.0	0	.0	.0	1	.0	100.0
232	0	.0	.0	0	.0	.0	0	.0	.0	0	.0	.0	1	.0	100.0
245	0	.0	.0	0	.0	.0	0	.0	.0	0	.0	.0	1	.0	100.0
1154	0	.0	.0	0	.0	.0	0	.0	.0	0	.0	.0	1	.0	100.0
1321	0	.0	.0	0	.0	.0	0	.0	.0	0	.0	.0	1	.0	100.0
3859	1	.0	100.0	0	.0	.0	0	.0	.0	0	.0	.0	1	.0	100.0
TOTALS:	5,964			5,890			5,149			5,392			71,238		