



## SPRINGFIELD POLICE DIVISION Calls for Service (CFS) & Officer Initiated Events 2020

- o In order to track calls, SPD divides the City into five (5) areas. There are 48 subsectors in those areas. This report details the activity within those areas for the past year.
- o During 2020 there were 52,170 calls for service and/or officer initiated events; a 5.23% decrease from 2019.
- o 1069 calls received were canceled prior to dispatch.
- o 267 of the calls for service occurred outside the city limits.
- o The five sectors with the highest number of calls for service/officer initiated events were:  
Sector 209 (2538), Sector 107 (2218), Sector 309 (1978), Sector 402 (1976), Sector 306 (1746)
- o The top three (3) calls for service received by the Springfield Police Division:

2016 Disorderly Conduct (8871)	Suspicious Activity (4799)	Alarm (4005)
2017 Disorderly Conduct (9219)	Suspicious Activity (5214)	Alarm (3158)
2018 Disorderly Conduct (8997)	Suspicious Activity (4783)	Traffic (4553)
2019 Disorderly Conduct (9075)	Suspicious Activity (4888)	Traffic (3671)
2020 Disorderly Conduct (9415)	Suspicious Activity (4874)	Calls to Information Officer (2942)



	Sectors													Year	Five Prior Years				
	201	202	203	204	205	206	207	208	209	210	211	212	213	2020	2019	2018	2017	2016	2015
OD	4	8	6	4	20	14	10	19	27	5	5	8		130	128	137	258	155	155
ACC	26	79	82	79	37	50	43	60	60	37	25	59	29	666	652	641	649	713	713
ALRM	50	54	63	68	10	85	30	28	75	30	70	57	18	638	826	722	848	1165	1165
ANIM	6	20	6	6	8	25	14	13	20	10	5	5		138	163	158	151	210	206
ASIN	8	4	6	3	11	6	7	9	17	3	5	7		86	84	90	83	107	80
ASLT	6	16	13	13	22	15	26	28	52	11	6	16	3	227	204	224	277	285	279
ASST	6	9	13	6	12	12	7	10	9	1	2	15	8	110	127	164	173	194	134
BOLO	20	22	37	61	25	24	23	34	22	32	16	40	1	357	266	287	427	349	282
BULL	48	12	47	64	54	51	19	17	47	4	7	451	54	875	666	420	553	634	469
BURG	14	23	16	12	21	14	10	19	30	17	8	15		199	270	269	356	428	386
CHEK	7	25	23	16	18	19	29	33	49	12	18	23	4	276	254	252	245	215	215
CLOT			2	1					10					13	3	5	7	15	18
CROA				4				1	2		1			8	43	55	55	38	10
DCON	53	39	34	44	27	33	22	31	38	25	20	24	1	391	376	413	441	426	367
DEAD		5	7	3	2	2	4	2	10	2	6	2		45	34	46	48	27	28
DISO	159	286	260	167	307	278	318	298	705	128	102	266	25	3299	3158	3099	3253	3130	2566
DOMV	13	19	17	12	11	27	16	17	47	14	11	16	1	221	258	334	324	458	629
DPAT	6	2			2	1	2					2		15	9	21	9	12	8
DVIN					1	3						1		5	10	7	10	16	12
FALA				2	8	4	12		6			6	1	39	11			11	1
FIRE	1	6	3	1		1	1	12	1		3	1	1	31	54	50	50	44	36
FOLO	20	20	33	15	17	37	35	37	63	17	17	36		347	386	335	334	413	485
GCLO	3	12	10	2	5	11	9	8	10	8	2	8		88	78	93	109	108	93
GEOV																			
GSHT																			1
HOTS	2		1				5	1	3			1		13	39	25	505	539	81
HZMT													1	1		1	1		
IACC	9	7	12	13	4	10	9	6	19	3	7	19	2	120	104	97	102	123	124
INJP	16	26	31	23	24	24	12	15	36	11	10	18	4	250	299	199	191	123	174
IOFF	31	92	116	93	57	63	84	69	152	48	39	78	2	924	835	805	845	363	203
MDOP	4	11	5	5	8	8	19	12	26	3	5	8		114	100	88	229	211	234
MEDA	11	5	3	2	1	2	1	1	3	2	3	1	1	36	24	24	8	22	8
MEDS			1	17	17	1	1	3	2	3	1	1	1	48	4	4	2	4	8
MENT		22	56			6	18	7	33	5	16	14	1	178	236	161	113	90	70
MISC	2	3	4	2	1	3		2	6			1		24	22	36	98	148	213
MISS	5	4	2	4	10	1	20	12	14	2	7	5		86	126	126	146	174	169
MOVR	3	8	9	5	11	14	12	19	12	11	6	3		113	119	124	159	153	133
NABR	4	16	5	15	9	10	18	7	21	9	10	10		134	108	123	144	176	192
NOIS	18	86	62	45	25	50	55	53	93	61	25	27		600	321	385	409	481	400
PAPR	11	22	20	21	10	13	34	7	27	10	2	7		184	499	481	462	773	903
PARK	24	59	25	47	46	50	35	49	54	26	21	32	28	496	553	497	460	441	365
POIC	3	7	4	6	5	6	5	4	4	4	1	2		51	49	59	48	72	96
PRIN		5					4		2					11	7	7	11	24	34
PROP	8	12	35	24	4	11	8	11	21	8	8	11	1	162	173	243	207	178	164
PROQ																			
RESC				1					2					3	2	6	2	7	
ROBB	1	3	7	6	5	2		5	12	2		3		46	55	62	59	60	58
SALA															8				3
SHIN	1		1	1	2	11		11	4		1			32	17	35	28	16	27
SHOP				3										3	68	91	32	128	113
SHOT	10	16	11	11	34	31	66	29	64	21	7	16	1	317	199	272	334	284	246
SUIC	3	10	2	1	3	1	4	5	13	7	6	2		57	76	98	89	101	98
SUIN	2	3	1		2	1	5	1	6	3	2	2	1	29	24	26	28	35	55
SUSP	87	157	141	135	135	120	127	112	231	91	53	118	8	1515	1587	1515	1642	1561	1446
TEST															1			7	10
THFT	20	30	56	89	29	35	28	36	93	9	13	49	6	493	447	545	853	900	890
TRAF	19	31	27	29	55	63	74	57	42	10	6	33		446	987	1246	700	532	574
TREE		1		3		1			1					6	5	20	9	116	3
TRSP	6	10	14	18	9	5		20	24	3		15	3	127	159	208	207	86	160
UNKR	7	14	7	4	9	8	9	14	11		2	12	3	100	115	178	213	228	182
UNK2	29	63	65	38	57	52	96	92	106	41	25	82	25	771	717	860	760	985	824
VACA			1											1				18	12
VAND	6	12	11	6	16	10	8	5	19	3	6	4	1	107	61	79	117	122	123
WARR	8	21	11	6	25	21	29	19	31	8	5	18		202	453	429	419	404	391
WEAP	5	12	7	3	16	12	26	25	48	6	4	12	2	178	169	149	190	159	135
WIRE		4	1	1	3	2		1	3	7	3			25	21	22	16	21	15
<b>2020</b>	<b>805</b>	<b>1433</b>	<b>1432</b>	<b>1260</b>	<b>1250</b>	<b>1359</b>	<b>1449</b>	<b>1386</b>	<b>2538</b>	<b>773</b>	<b>623</b>	<b>1662</b>	<b>237</b>	<b>16207</b>					
2019	914	1755	1703	1456	1350	1538	1447	1653	2202	530	592	1427			16849				
2018	937	1545	1871	1614	1268	1552	1599	1846	2066	565	775	1212				19166			
2017	929	1931	1835	1601	1398	1565	1486	2139	2199	657	840	1692					18498		
2016	1495	1795	1909	1672	1386	1467	1590	2187	2141	699	880	1674						19061	
2015	808	1624	1775	1473	1430	1456	1538	1877	2053	613	696	1474							16999

Call Types	Sectors											Year	Five Prior Years				
	301	302	303	304	305	306	307	308	309	310	2020	2019	2018	2017	2016	2015	
	OD		4	3	2	1	17	3	7	10		47	62	70	172	28	30
ACC	41	142	24	52	54	88	45	43	88	7	584	682	664	655	136	670	
ALRM	80	155	29	65	77	50	56	38	66	15	631	703	797	832	136	767	
ANIM	4	13	3	2	4	8	9	10	19		72	110	97	103	44	124	
ASIN			1		2	6	4	2	7		22	34	41	28	15	21	
ASLT	2	11	2	5	5	76	8	4	24	2	139	173	162	242	47	191	
ASST		4	5	4	3	28	6	2	9		61	101	103	111	28	76	
BOLO	22	64	7	27	18	52	35	36	30	4	295	297	281	420	74	283	
BULL	60	195	16	54	47	93	32	86	51	6	640	536	539	636	154	353	
BURG	4	9	6	1	5	14	8	13	17	1	78	105	118	172	50	151	
CHEK	6	26	2	2	15	28	6	4	31	1	121	125	112	86	24	88	
CLOT		3			1						4	1	4	7	3	6	
CROA		1			7						8	77	36	29	3	6	
DCON	18	65	11	18	19	81	43	32	48	2	337	420	393	376	102	410	
DEAD	2	4		3	2	6	1	2	9	1	30	27	22	17	4	20	
DISO	31	170	40	79	143	258	129	166	457	8	1481	1451	1517	1532	488	1139	
DOMV		5	4	2	11	13	14	13	27	1	90	144	162	186	53	254	
DPAT		5					1				6	6	9	13	4	10	
DVIN									2		2	2	5	3	3	10	
FALA	3	1									4	7			8		
FIRE	1	2			3	9		3	11		29	39	36	22	1	6	
FOLO	3	11	4		1	29	8	9	31		96	155	132	132	60	204	
GCLO		1	1		1	15	1	4	11		34	44	41	37	22	32	
GEOV																	
GSHT														2			
HOTS		1			2	1		3	13		20	41	59	301	741	122	
HZMT														2	0		
IACC	3	32	7	9	7	15	7	12	25		117	98	92	115	32	100	
INJP	7	36	5	8	15	34	16	23	42	1	187	181	134	139	32	96	
IOFF	27	105	29	51	52	67	36	58	101	3	529	526	582	524	60	96	
MDOP	2	4		2	6	5	3	6	14		42	53	35	77	38	73	
MEDA		4	1		1	4	1		1	1	13	12	14	18	6	1	
MEDS											0	2	1	1		7	
MENT	1	11	3	6	28	71	5	9	35	1	170	183	99	81	13	54	
MISC	1	5	1		3	3		1	1		15	19	21	52	20	97	
MISS	2	4	2	1	1	11	3	7	6	1	38	42	41	63	31	86	
MOVR	1	9	2		1	11	8	7	5		44	57	50	90	29	75	
NABR	2	5	2	1	8	7	4		19		48	53	59	64	33	56	
NOIS	19	16	5	3	20	61	10	15	49		198	125	117	144	55	205	
PAPR	8	23	7		3	29	7	26	31		134	278	307	256	163	322	
PARK	16	50	14	11	26	46	42	25	68		298	313	339	308	93	241	
POIC	2	3	2	1	5	11	3	2	6		35	22	24	25	9	60	
PRIN			1	1				1	2		5	7	3	4	8	11	
PROP	3	25	5	7	32	23	8	9	17		129	169	152	208	35	169	
PROQ											0	2					
RESC		2	1	1							4	4	5	3	1	1	
ROBB		6		1	3	2	4	2	14		32	28	47	49	17	32	
SALA																1	
SHIN	1					16		1	2		20	5	13	3	3	8	
SHOP		26	1	1	14		1				43	130	76	149	8	183	
SHOT	7	6	4	4	2	14	8	7	32	1	85	59	65	69	40	48	
SUIC		3		2	2	9	4	1	6		27	39	35	41	27	64	
SUIN	1		1	1	2	1	1				7	9	18	17	6	16	
SUSP	51	140	41	42	65	184	111	99	238	6	977	978	998	1076	347	963	
TEST		1									1	2	3	1	1	2	
THFT	9	102	15	23	25	45	19	37	58	10	343	363	438	655	143	644	
TRAF	17	42	21	13	101	58	42	45	71	5	415	857	1035	506	230	610	
TREE	2		1			3	3				9	17	17	48	1	6	
TRSP	2	27	4	16	15	42	3	25	22		156	105	128	63	48	113	
UNKR	2	10	4	6	12	9	1	5	11		60	65	88	107	147	98	
UNK2	23	41	12	14	31	47	34	20	77	2	301	250	313	290	341	350	
VACA											0	1			1	5	
VAND	1	3		7	4	4	7	3	11		40	41	40	38	62	38	
WARR	1	5	3	3	3	29	10	10	30		94	166	210	181	136	176	
WEAP	1	6	1	1	7	10	4	19	21		70	65	57	58	42	47	
WIRE			1			3			2		6	9	7	7		9	
<b>2020</b>	<b>489</b>	<b>1644</b>	<b>354</b>	<b>552</b>	<b>915</b>	<b>1746</b>	<b>814</b>	<b>952</b>	<b>1978</b>	<b>79</b>	<b>9523</b>						
2019	567	1982	443	545	873	1993	1053	1048	2101	72		10677					
2018	682	2137	484	552	1059	1988	1023	1025	2064	49			11063				
2017	889	2145	456	568	799	2263	1125	1096	2247	58				11646			
2016	889	1922	540	577	766	2006	1093	934	3007	66					11800		
2015	684	1701	408	526	777	1926	944	782	2334	54						10136	

	Sectors										Year	Five Prior Years				
	401	402	403	404	405	406	407	408	409	2020	2019	2018	2017	2016	2015	
OD	14	18	4	5	10	5	1	13	13	83	61	95	187	87	46	
ACC	38	57	27	37	48	14	17	37	47	322	315	312	292	324	317	
ALRM	37	32	16	8	51	9	35	37	103	328	558	537	540	670	590	
ANIM	12	14	8	6	8	6	7	13	8	82	124	130	125	140	173	
ASIN	2	9	3	5	6	3	1	13	3	45	50	44	41	77	44	
ASLT	18	21	7	17	18	5	4	6	12	108	122	132	147	155	158	
ASST	10	9	2	13	16	4	6	7	11	78	71	95	118	172	100	
BOLO	40	27	12	16	17	7	10	21	22	172	106	126	154	133	118	
BULL	18	29	9	6	6	5	20	19	171	283	231	270	414	446	493	
BURG	9	45	11	10	17	8	11	11	6	128	178	187	281	275	238	
CHEK	19	51	20	15	26	8	2	24	28	193	193	149	145	164	160	
CLOT	1	6			1					10			4	5	2	
CROA	2				1			7	1	11	60	65	35	22	7	
DCON	21	32	15	13	27	8	8	19	15	158	191	210	196	187	188	
DEAD	3	9	9	2	3	1	2	6	4	39	26	42	35	24	23	
DISO	238	386	116	153	276	84	67	203	229	1752	1736	1879	1833	1861	1649	
DOMV	22	21	10	7	30	16	10	15	10	141	178	196	210	308	475	
DPAT					2				3	5	1	30	12	5	12	
DVIN				2	1					3	7	8	1	14	8	
FALA														19	1	
FIRE	10	8	7	6	8	3	4	5	2	53	38	39	33	20	34	
FOLO	21	26	13	19	12	7	7	15	17	137	157	186	222	262	306	
GCLO	8	12	3	7	11	3		4	4	52	42	60	50	72	62	
GEOV			9							9						
GSHT																
HOTS	2	22				7		1	19	51	31	48	292	860	235	
HZMT					1					1		1				
IACC	4	5		21	7	6	5	10	2	60	54	67	70	55	59	
INJP	28	26	8	11	16	5	1	13	20	128	124	119	101	87	86	
IOFF	38	89	39	34	84	36	28	78	79	505	430	506	388	221	97	
MDOP	4	5	5	5	15	4	3	7	2	50	70	65	114	150	111	
MEDA	2	5	1	1	1	1		6	2	18	12	20	6	15	1	
MEDS		1						1	1	3	3	2	1	3	2	
MENT	11	21	5	4	11	1	3	16	4	76	127	78	55	50	71	
MISC	1	5		1	2	2	2	1	3	17	16	21	60	70	114	
MISS	2	7		4	3	4	4	3	5	32	76	68	93	100	77	
MOVR	10	11	3	8	8	6	1	9	4	60	42	42	68	64	78	
NABR	11	15	7	4	7	3	1	10	3	61	74	88	82	150	92	
NOIS	39	67	19	23	60	24	19	45	15	311	179	175	206	192	218	
PAPR	8	27	6	4	12	23	6	6	7	99	295	235	222	380	579	
PARK	37	68	25	29	38	16	12	56	33	314	381	284	299	325	289	
POIC	1	2	2	8	5	3	4	4	5	34	39	38	50	57	70	
PRIN		2	1	1				3	2	9	7	12	8	19	10	
PROP	9	10	5	4	6	3	9	7	17	70	63	74	95	115	91	
PROQ																
RESC			1		1					2	1	3				
ROBB		6			2		1		2	11	23	32	40	27	23	
SALA		1								1					2	
SHIN		55		1	14			3		73	8	30	14	17	9	
SHOP		6						1		7	1	2	96	1	5	
SHOT	38	2	15	21	23	17	4	42	11	173	156	206	109	218	184	
SUIC	5		2	3	1	5	1	5	6	28	42	49	52	56	54	
SUIN	3			2	1			1		7	12	25	14	99	18	
SUSP	123	212	64	74	79	50	44	91	151	888	871	898	980	800	1026	
TEST											1	2		6	7	
THFT	23	28	16	15	34	8	18	29	41	212	197	249	364	435	469	
TRAF	24	65	21	46	69	7	9	48	37	326	838	980	599	532	658	
TREE						2	1	1		4	13	12	8	9	7	
TRSP	5	18	1	8	3	1	11	7	17	71	52	93	86	95	110	
UNKR	7	19	2	3	13	3	2	17	14	80	81	112	149	168	202	
UNK2	57	119	87	59	65	58	39	79	102	665	453	616	593	846	638	
VACA											1				7	
VAND	4	11	4	4	11	2	5	10	5	56	35	59	60	73	72	
WARR	17	34	15	24	19	7	4	20	17	157	224	284	247	213	255	
WEAP	14	19	8	8	18	12	1	18	13	111	83	87	108	126	73	
WIRE		1							1	2	9	15	11	11	6	
<b>2020</b>	<b>1070</b>	<b>1796</b>	<b>663</b>	<b>777</b>	<b>1223</b>	<b>512</b>	<b>450</b>	<b>1122</b>	<b>1352</b>	<b>8965</b>						
2019	1011	2163	730	930	1372	533	489	1248	1093		9569					
2018	1191	2583	721	1022	1356	596	601	1282	1141			12511				
2017	1035	2804	841	1070	1486	660	574	1088	1258				10816			
2016	1365	3238	909	1173	1558	694	598	1344	1212					12091		
2015	896	3358	886	1133	1447	640	606	1214	1120						11300	

Call Types

	Sectors				Year	Five Prior Years				
	501	502	503	504	2020	2019	2018	2017	2016	2015
OD	8	1	2	4	15	14	16	49	21	13
ACC	76	48	24	39	187	229	246	233	234	215
ALRM	118	65	74	13	270	243	225	224	372	250
ANIM			3	1	4	14	13	29	22	11
ASIN	2	1	1	2	6	4	6	5	10	7
ASLT	44	5	5	6	60	56	49	63	73	52
ASST	12	7	4	5	28	41	38	38	46	32
BOLO	128	24	7	23	182	209	177	227	195	183
BULL	33	45	44	308	430	307	179	188	191	144
BURG		13	12	9	34	32	20	40	38	33
CHEK	6	1	11	12	30	31	18	21	19	30
CLOT		1		3	4		1	2	1	14
CROA	10	1	1	1	13	55	49	59	13	2
DCON	36	49	8	51	144	187	198	159	147	158
DEAD	3	1	2	1	7	4	8	7	7	2
DISO	110	30	89	88	317	370	320	344	333	302
DOMV	10	5	6	9	30	35	33	31	57	55
DPAT	87		11	1	99	4	7	10	5	6
DVIN			2		2	2	3		1	1
FALA									4	
FIRE	1	1	2	5	9	15	4	10	5	11
FOLO	21	7	13	13	54	52	55	70	131	154
GCLO	6		1	4	11	6	8	27	9	9
GEOV										
GSHT										
HOTS						2	2	3	206	8
HZMT										
IACC	18	10	3	5	36	38	46	23	38	33
INJP	22	9	11	11	53	61	43	50	25	39
IOFF	149	15	31	25	220	221	196	140	92	37
MDOP	4	2	1	4	11	16	14	25	20	12
MEDA	4			1	5		2	2	2	1
MEDS	1			2	3				1	2
MENT	28	2	9	6	45	38	22	24	12	20
MISC	68	1	4	1	74	78	116	106	80	142
MISS	6			1	7	9	12	15	8	18
MOVR	5		2	6	13	15	13	21	16	17
NABR		1	4	1	6	7	5	9	14	10
NOIS	1	3	30	6	40	22	16	12	27	21
PAPR	1	4	3	2	10	46	32	37	37	68
PARK	18	10	15	23	66	66	70	61	53	55
POIC	6	2	1	2	11	15	15	12	18	21
PRIN	1	1		1	3	2		2	2	2
PROP	65	7	4	6	82	88	93	94	76	92
PROQ										2
RESC	1	1			2	2	2	1	1	6
ROBB	1				1	1	5	11	7	14
SALA										
SHIN			1	3	4					
SHOP										
SHOT	1	2	9	21	33	18	24	32	30	25
SUIC	2		1	1	4	12	10	12	22	12
SUIN	1				1	4	3	2	3	6
SUSP	98	46	86	55	285	268	214	245	243	268
TEST						1	2	2	5	1
THFT	18	7	13	9	47	36	57	88	119	120
TRAF	55	60	45	37	197	426	549	427	380	541
TREE							1	1		1
TRSP	18	11	4	3	36	30	19	30	26	31
UNKR	7	6		6	19	24	26	31	28	22
UNK2	16	8	34	16	74	72	87	66	101	67
VACA										
VAND	7	3	3	2	15	3	5	12	17	15
WARR	132		10	7	149	219	226	216	174	197
WEAP	3	2	3	4	12	21	19	13	16	18
WIRE	1			1	2	1	1			1
<b>2020</b>	<b>1469</b>	<b>518</b>	<b>649</b>	<b>866</b>	<b>3502</b>					
2019	1514	568	827	862		3771				
2018	1506	767	634	713			5638			
2017	1500	638	796	727				3661		
2016	1299	803	941	790					3833	
2015	1346	774	762	747						3629

Call Types

2016	Call Type	2017	Call Type	2018	Call Type	2019	Call Type	2020	Call Type
8871	DISO	9219	DISO	8997	DISO	9075	DISO	9415	DISO
4799	SUSP	5214	SUSP	4783	SUSP	4888	SUSP	4874	SUSP
4005	ALRM	3158	ALRM	4553	TRAF	3671	TRAF	2942	IOFF
3354	HOTS	2826	BULL	2951	ALRM	2957	ALRM	2739	BULL
2938	BULL	2636	TRAF	2689	IOFF	2656	IOFF	2451	UNKR
2937	UNKR	2514	THFT	2486	ACC	2533	ACC	2409	ALRM
2741	THFT	2495	ACC	2462	UNKR	2307	BULL	2343	ACC
2649	ACC	2462	IOFF	2089	BULL	2021	UNKR	1682	TRAF
2418	PAPR	2250	UNKR	1613	DCON	1739	PARK	1559	PARK
2413	TRAF	1549	BOLO	1601	PARK	1661	PAPR	1556	NOIS
1539	DCON	1521	DCON	1566	PAPR	1606	DCON	1413	DCON
1525	PARK	1480	PARK	1563	THFT	1320	WARR	1374	THFT
1464	FOLO	1412	PAPR	1420	WARR	1275	THFT	1344	BOLO
1431	DOMV	1332	WARR	1148	BOLO	1178	BOLO	900	CHEK
1248	BOLO	1287	HOTS	1036	FOLO	1015	FOLO	872	FOLO
1232	IOFF	1158	BURG	1023	DOMV	914	NOIS	830	SHOT
1155	BURG	1070	DOMV	998	NOIS	875	INJP	804	INJP
1141	WARR	1046	FOLO	784	CHEK	864	DOMV	770	WARR
1120	NOIS	1014	NOIS	772	BURG	846	CHEK	731	ASLT
897	ASLT	957	ASLT	763	ASLT	780	BURG	698	DOMV
780	SHOT	829	OD	717	SHOT	758	ASLT	634	MENT
756	UNK2	770	PROP	700	PROP	755	MENT	616	PAPR
710	ASST	727	CHEK	645	INJP	634	PROP	610	BURG
682	PROP	708	SHOT	552	ASST	570	SHOT	556	PROP
681	CHEK	624	UNK2	526	UNK2	539	ANIM	490	WEAP
666	ANIM	617	INJP	524	ANIM	482	ASST	461	TRSP
653	MDOP	589	ASST	503	TRSP	429	WEAP	448	IACC
545	NABR	581	MDOP	498	MENT	417	TRSP	411	ANIM
491	MISC	530	ANIM	430	OD	390	IACC	377	ASST
455	MISS	479	MOVR	421	IACC	384	UNK2	364	OD
450	WEAP	448	WEAP	386	WEAP	341	OD	342	UNK2
439	OD	446	TRSP	354	NABR	328	MISS	325	NABR
421	INJP	438	IACC	336	MOVR	322	MOVR	316	MOVR
412	MOVR	421	NABR	330	MISS	315	NABR	296	MDOP
408	TRSP	408	MISS	264	SUIC	296	MDOP	267	GCLO
407	IACC	397	MISC	260	GCLO	274	CROA	258	VAND
363	VAND	387	MENT	250	MDOP	245	GCLO	233	MISS
348	SHOP	310	GCLO	247	VAND	235	SUIC	221	ASIN
339	SUIC	286	VAND	243	CROA	224	ASIN	193	POIC
322	GCLO	283	SHOP	242	ASIN	202	SHOP	174	SUIC
315	ASIN	274	SUIC	227	MISC	192	VAND	170	DEAD
283	MENT	203	CROA	206	HOTS	187	FIRE	167	FIRE
259	POIC	197	POIC	195	POIC	181	POIC	161	MISC
184	ROBB	192	ASIN	175	ROBB	163	MISC	148	SHIN
182	SUIN	187	ROBB	172	DEAD	153	DEAD	130	DPAT
155	TREE	157	DEAD	171	SHOP	153	HOTS	120	ROBB
108	FIRE	155	FIRE	163	FIRE	132	ROBB	116	HOTS
103	DEAD	84	SUIN	99	SUIN	72	SUIN	75	SUIN
101	CROA	78	TREE	88	MEDA	68	MEDA	68	MEDA
73	MEDA	54	SHIN	80	DPAT	61	WIRE	54	FALA
69	PRIN	48	WIRE	78	SHIN	43	TREE	54	SHOP
58	WIRE	47	DPAT	63	TREE	38	SHIN	51	CROA
57	FALA	44	MEDA	62	WIRE	29	PRIN	48	WIRE
50	SHIN	40	PRIN	32	DVIN	23	DPAT	41	PRIN
48	DVIN	28	CLOT	27	PRIN	23	DVIN	34	CLOT
41	DPAT	23	DVIN	23	RESC	21	MEDS	29	TREE
32	TEST	10	RESC	16	CLOT	18	FALA	21	MEDS
28	CLOT	6	MEDS	15	MEDS	10	RESC	15	DVIN
26	VACA	3	HZMT	7	TEST	9	SALA	15	RESC
17	MEDS	3	TEST	3	HZMT	6	CLOT	13	VACA
16	RESC	3	VACA	1	VACA	5	HZMT	3	TEST
4	GEOV	2	GSHT			5	TEST	2	HZMT
2	HZMT					2	PROQ	1	SALA
						2	VACA		

2016			2017			2018			2019			2020		
Rank	Sector	Total	Rank	Sector	Total	Rank	Sector	Total	Rank	Sector	Total	Rank	Sector	Total
1	402	3238	1	402	2804	1	402	2583	1	209	2202	1	209	2538
2	309	3007	2	107	2399	2	302	2137	2	402	2163	2	107	2218
3	107	2994	3	306	2263	3	107	2096	3	107	2121	3	309	1978
4	208	2187	4	309	2247	4	209	2066	4	309	2101	4	402	1796
5	209	2141	5	209	2199	5	309	2064	5	306	1993	5	306	1746
6	306	2006	6	302	2145	6	306	1988	6	302	1982	6	212	1662
7	302	1922	7	208	2139	7	203	1871	7	202	1755	7	302	1644
8	203	1897	8	202	1931	8	208	1846	8	203	1703	8	112	1601
9	202	1795	9	203	1835	9	112	1711	9	208	1653	9	501	1469
10	212	1674	10	212	1692	10	204	1614	10	112	1569	10	207	1449
11	204	1672	11	204	1601	11	207	1599	11	206	1538	11	202	1433
12	109	1665	12	112	1592	12	206	1552	12	501	1514	12	203	1432
13	207	1590	13	206	1565	13	202	1545	13	204	1456	13	208	1386
14	405	1558	14	501	1500	14	501	1506	14	207	1447	14	206	1359
15	112	1495	15	207	1486	15	405	1356	15	212	1427	15	409	1352
16	201	1495	16	405	1486	16	408	1282	16	405	1372	16	204	1260
17	102	1472	17	205	1398	17	205	1268	17	205	1350	17	105	1254
18	206	1467	18	111	1351	18	111	1264	18	408	1248	18	205	1250
19	111	1443	19	105	1316	19	105	1257	19	102	1232	19	405	1223
20	105	1438	20	102	1299	20	212	1212	20	105	1223	20	111	1175
21	205	1386	21	409	1258	21	401	1191	21	109	1155	21	408	1122
22	401	1365	22	109	1193	22	409	1141	22	409	1093	22	102	1121
23	408	1344	23	103	1134	23	109	1090	23	110	1080	23	109	1073
24	501	1299	24	307	1125	24	110	1077	24	307	1053	24	401	1070
25	409	1212	25	308	1096	25	305	1059	25	308	1048	25	308	952
26	404	1173	26	408	1088	26	106	1043	26	111	1042	26	103	942
27	307	1093	27	404	1070	27	102	1041	27	401	1011	27	110	931
28	110	1047	28	110	1061	28	308	1025	28	106	951	28	305	915
29	103	995	29	401	1035	29	307	1023	29	404	930	29	106	895
30	106	987	30	201	929	30	404	1022	30	103	916	30	504	866
31	503	941	31	104	899	31	201	937	31	201	914	31	307	814
32	308	934	32	301	889	32	104	907	32	305	873	32	201	805
33	403	909	33	106	880	33	103	885	33	504	862	33	404	777
34	301	889	34	403	841	34	211	775	34	503	827	34	210	773
35	211	880	35	211	840	35	502	767	35	104	814	35	104	708
36	108	877	36	305	799	36	403	721	36	403	730	36	403	663
37	104	805	37	503	796	37	504	713	37	108	674	37	503	649
38	502	803	38	108	728	38	108	705	38	211	592	38	211	623
39	504	790	39	504	727	39	301	682	39	502	568	39	108	576
40	305	766	40	406	660	40	503	634	40	301	567	40	304	552
41	406	694	41	210	657	41	407	601	41	304	545	41	502	518
42	210	693	42	502	638	42	406	596	42	406	533	42	406	512
43	407	598	43	407	574	43	210	565	43	210	530	43	301	489
44	304	577	44	304	568	44	304	552	44	407	489	44	407	450
45	303	540	45	303	456	45	303	484	45	303	443	45	303	354
46	101	392	46	101	243	46	213	298	46	213	282	46	213	237
47	213	184	47	213	226	47	101	228	47	101	272	47	101	225
48	310	66	48	310	58	48	310	49	48	310	72	48	310	79





Call Type Abbreviation	Description
OD	OVERDOSE
ACC	ALL NON-INJURY ACCIDENT DISPATCHES
ALRM	ALARM OF ANY TYPE
ANIM	ANIMAL CONTROL/BITES/ETC
ASIN	ASSAULT W/PERSON INJURED
ASLT	ANY ASSAULT W/I 15 MINS. NOT A DOMESTIC.
ASST	ASSIST ANY PERSON WHEN NO OTHER CODE
BOLO	BE ON THE LOOK-OUT- USED TO NOTIFY OFFICERS
BULL	BULLETIN CHECK
BURG	ANY TYPE OF FORCED ENTRY TO ANY PREMISES
CHEK	CHECK WELFARE
CLOT	PROPERLY POSTED LOT NEEDS TO BE CLEARED
CROA	COMMUNITY RESCOURCE UNIT ACTIVITY CODE
DCON	DANGEROUS CONDITION
DEAD	PERSON FOUND DEAD FROM ANY CAUSE
DISO	DISORDERLY CONDUCT COMPLAINT
DOMV	ALL DOMESTIC VIOLENCE OR TROUBLE
DPAT	DISPATCHED TO A DIRECTED PATROL ASSIGN.
DVIN	DOMESTIC VIOLENCE W/ PERSON INJURED
FALA	AUTOMATIC OR FIRE ALARM WITH NO FIRE
FIRE	ANY REPORTED FIRE WITH POLICE NEEDED
FOLO	FOLLOW-UP INVESTIGATION
GCLO	ASSIST WITH GETTING CLOTHES/NO VIOLENCE.
GEOV	GEO VERIFY AN ADDRESS
GSHT	GUNSHOTS HEARD NOW OR WITHIN LAST 5 MIN.
HOTS	HOTSPOT CHECK
HZMT	HAZARDOUS MATERIALS INCIDENT
IACC	CRASH W/REPORTED PERSONAL INJURY
INJP	INJURY OR ILLNESS REQUIRING POLICE
IOFF	INFORMATION OFFICER DESK REPORT
MDOP	MALICIOUS DESTRUCTION OF PROPERTY
MEDA	MEDIC ASSIST
MEDS	MEDIC UNIT (ONLY)
MENT	MENTAL PROBLEM ONLY
MISC	MISCELLANEOUS/NO OTHER CODE APPLIES
MISS	MISSING PERSON,PROBABLY TELEPHONE REPORT
MOVR	MOVING TRAFFIC VIOLATION/NO CRASH.
NABR	NEIGHBOR TROUBLE-NO ASSAULTS-NO WEAPONS
NOIS	NOISE COMPLAINT
PAPR	SERVE ANY PAPERS OTHER THAN A WARRANT
PARK	PARKING VIOLATION ONLY
POIC	ORDERED BY SPD OIC/NO OTHER CODES APPLY
PRIN	FINGERPRINT CHECK AT CRIME SCENE
PROP	PICK-UP PROPERTY/LOST, STOLEN, EVIDENCE
PROQ	GENERIC PROQA CALL TYPE-MEDIC RUN
RESC	RESCUE/ENTRAPMENT
ROBB	ROBBERY OF ANY TYPE/NOT SIMPLE THEFT
SALA	STILL ALARM
SHIN	SHOTS W/PERSON INJURED
SHOP	SHOPLIFTER CAUGHT, NO FIGHT THEN OR NOW!
SHOT	GUNSHOTS HEARD, NO ONE KNOWN ASSAULTED
SUIC	ATTEMPTED SUICIDE OR SUICIDAL PERSON
SUIN	ATTEMPTED SUICIDE W/PERSON INJURED
SUSP	GENERAL SUSPICIOUS ACTIVITY, NO SPECIFIC
TEST	TEST BY A SYSTEM ADMINISTRATOR
THFT	THEFT/NOT TELEPH.REPORT/NOT A SHOPLIFTER
TRAF	ANY VEHICLE/PERSON STOP BY AN OFFICER
TREE	TREE DOWN- HAZARDOUS CONDITION
TRSP	ALL TRESPASSES/SOME ARE MAJOR PROBLEMS
UNK2	UNKNOWN TROUBLE2- PHASE 1 & 2 CELL PHONE HANG UP CALLS
UNKR	UNKNOWN REASON-DISPATCHES OF ALL TYPES
VACA	VACATION CHECK
VAND	VANDALISM/MALICIOUS DESTRUCTION PROPERTY
WARR	WARRANT SERVICE
WEAP	WEAPON SEEN/NO OTHER CODE APPLIES
WIRE	WIRES DOWN

SPRINGFIELD OHIO UCR Crime Data 5 years- 2016 to 2020\_final v02242020.xlsx

Offenses Reported to Law Enforcement

	Population^	Index Crime	Violent crime	Mur-der	For-cible rape	Rob-bery	Aggra-vated assault	Property crime	Burglary	Larceny-theft	Motor vehicle theft	Arson
	58,887											
City of	2016	4461	411	5	34	184	188	4050	963	2819	268	59
Springfield	2017	4383	369	9	24	177	159	4014	1040	2685	289	78
Ohio	2018	3529	326	13	21	136	156	3203	709	2244	250	45
	2019	3261	297	4	16	124	153	2964	767	1946	251	49
	2020	3357	339	10	52	107	170	3018	619	2007	335	57
% change 1 yr- 2019 to 2020		2.94	14.14	150.00	225.00	-13.71	11.11	1.82	-19.30	3.13	33.47	16.33
% change 5 yr- 2016 to 2020		-24.75	-17.52	100.00	52.94	-41.85	-9.57	-25.48	-35.72	-28.80	25.00	-3.39

The VIOLENT CRIME RATE is the sum of all murder, forcible rape, robbery, and aggravated assaults reported to the police.

The PROPERTY CRIME RATE is the sum of all burglary, larceny-theft, and motor vehicle theft reported to the police.

The INDEX CRIME RATE is the sum of the following: (murder, rape, robbery, agg. assault, burglary, larceny and motor vehicle theft) which serves as an indicator of the jurisdictions crime experience.

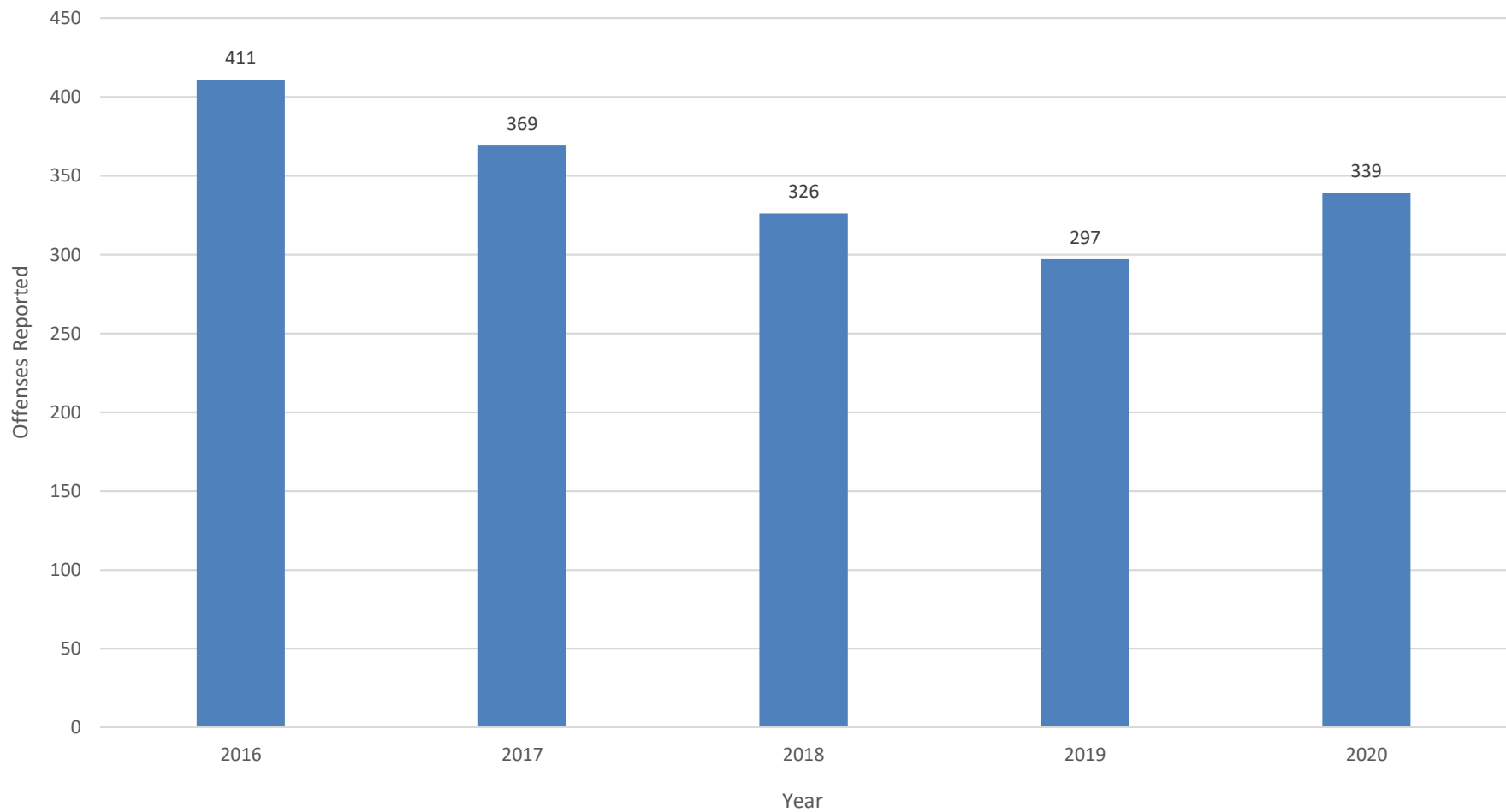
This file may not exactly reflect the UCR data reported to the FBI, as the data shown here may include updates to SPD cases that are in the process of being reported.

^City population obtained from U.S. Census Bureau estimate as of 02/09/2021.

Springfield Police Division

Violent Crime

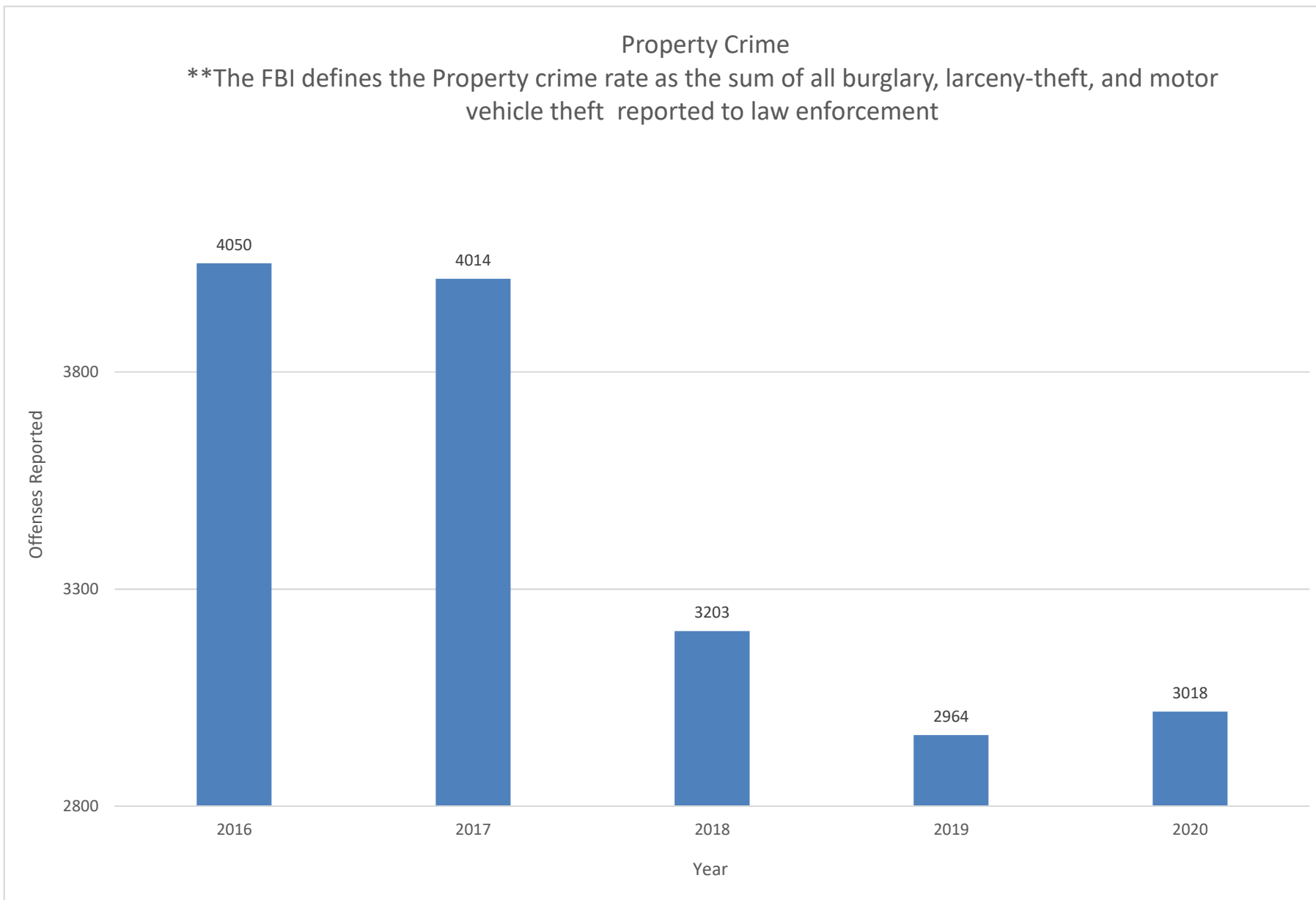
\* The FBI defines the Violent crime rate as the sum of all murder, forcible rape, robbery, and aggravated assault reported to law enforcement.



Springfield Police Division

Property Crime

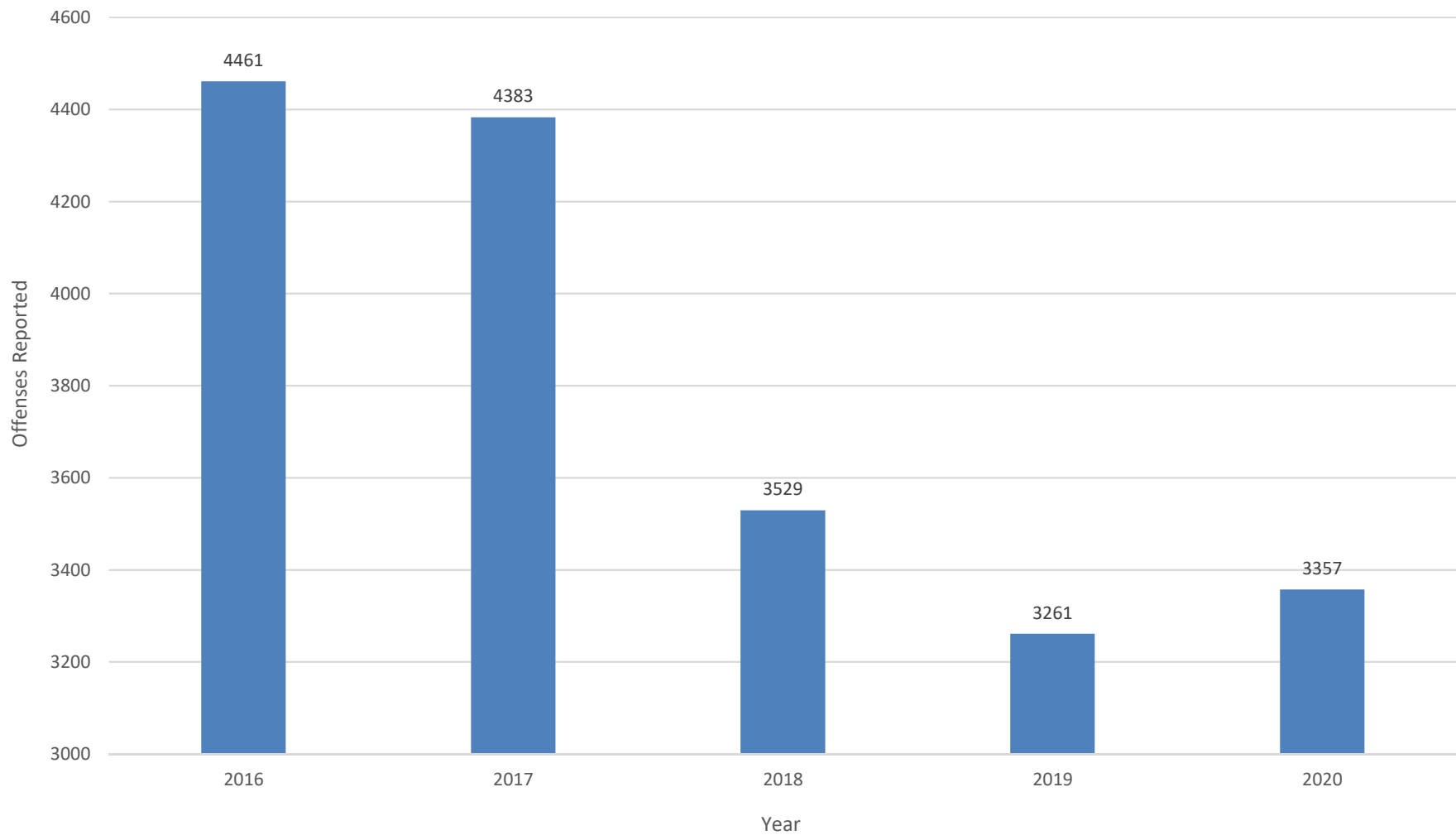
\*\*The FBI defines the Property crime rate as the sum of all burglary, larceny-theft, and motor vehicle theft reported to law enforcement



# Springfield Police Division

## Index Crime

\*\*\*The FBI defines the Index crime rate as the following offenses (murder, rape, robbery, aggravated assault, burglary, larceny and motor vehicle theft) which serves as an indicator of the jurisdictions crime experience.



Springfield Police Division

	<b>2016</b>	<b>2017</b>	<b>2018</b>	<b>2019</b>	<b>2020</b>
Murder	5	9	13	4	10
Rape	34	24	21	16	52
Robbery	184	177	136	124	107
Agg. Assault*	188	159	156	153	170
	<b>2016</b>	<b>2017</b>	<b>2018</b>	<b>2019</b>	<b>2020</b>
<b>Violent Crime</b>	<b>411</b>	<b>369</b>	<b>326</b>	<b>297</b>	<b>339</b>
Burglary	963	1040	709	767	619
Larceny*	2819	2685	2244	1946	2007
Auto Theft	268	289	250	251	335
	<b>2016</b>	<b>2017</b>	<b>2018</b>	<b>2019</b>	<b>2020</b>
<b>Property Crime</b>	<b>4050</b>	<b>4014</b>	<b>3203</b>	<b>2964</b>	<b>3018</b>
	<b>2016</b>	<b>2017</b>	<b>2018</b>	<b>2019</b>	<b>2020</b>
<b>Arson</b>	<b>59</b>	<b>78</b>	<b>45</b>	<b>49</b>	<b>57</b>
	<b>2016</b>	<b>2017</b>	<b>2018</b>	<b>2019</b>	<b>2020</b>
<b>Index Crime (vcrime+pcrime)</b>	<b>4461</b>	<b>4383</b>	<b>3529</b>	<b>3261</b>	<b>3357</b>

From 01/01/2020 Thru 12/31/2020

<u>MINUTES</u>	<u>% CUMULATIVE</u>
0	31.2
1	35.0
2	41.8
3	50.1
4	59.3
5	67.8
6	75.1
7	80.7
8	85.4
9	88.8
10	91.4
11	93.3
12	94.7
13	95.8
14	96.5
15	97.1
16	97.6
17	97.9
18	98.2
19	98.3
20	98.5

In 2020 the Springfield Police Division responded to 31.2% of all calls for service in under one (1) minute, 50.1% of all calls for service in under three (3) minutes, and 75.1% of all calls for service under 6 minutes.





Thursday, January 21, 2021

To: Chief Graf

In Re: 2020 Documented Annual Review of Bias Free Policing Policy, Training, and Data

Sir- The 2020 Annual Review of the agency's Bias Free Policing initiative is complete. The information is as follows:

1. The agency's policy has been reviewed and compared to both Ohio law and the standards of the Ohio Collaborative. The policy is in compliance.
2. All members of the agency in 2020 have completed the assignment- 2020 Bias Free Policing titled- Ethics and Professionalism.
3. No specific complaints with regard to violation of the agency's Bias Free policing standard were received in 2020, and therefore no corrective action was taken.
4. An analysis of all traffic stop data was completed and is attached.

Respectfully Submitted,

Captain Brad Moos

Traffic Stop Data 2020.xlsx

\*Compiled from all traffic stop and traffic arrest data reported between 01/01/2020 and 12/31/2020

	Asian Female	Asian Male	Black Female	Black Male	Hispanic Female	Hispanic Male	Native American Female	Native American Male	Unk Female	Unk Male	White Female	White Male	Total
Traffic Stop-Advised	0	3	63	206	4	9	0	4	9	5	178	294	775
Traffic Arrests	2	6	106	229	9	27	0	1	2	4	361	468	1,215
Total	2	9	169	435	13	36	0	5	11	9	539	762	1,990

\*Source: SPD Records Management System (RMS) System retrieved 01/19/2021



## 2020 Annual Pursuit Review Summary

Thursday, January 14, 2021

Between 01/01/2020 and 12/31/2020 members of the Springfield Police Division were engaged in twenty-six 26 motor vehicle pursuits. Of those pursuits seven (7), or 27%, were deemed to not be in compliance with departmental policy and corrective action, or training, was taken by a supervisor.

Pursuit Termination:	<u>Count</u>	<u>Result</u>
	1-	subject escaped
	2-	subject voluntarily stopped
	4-	pursued vehicle was involved in a collision
	9-	officer terminated the pursuit
	10-	supervisor terminated the pursuit.
	0-	no police vehicles were involved in collisions.

Crashes- Seven pursued vehicles were involved in motor vehicle crashes.

Injury- Only one pursuit had report of minor injury to both officer, and the subject involved.

Duration-	<u>Count</u>	<u>Duration</u>
	21	2 minutes, or less
	2	3 minutes
	1	4 minutes
	1	20 minutes
	1	21 minutes

The annual review of the division's pursuit policy was completed in December of 2020. As a result of the large percentage of pursuits, in 2020, that were not in compliance with policy, and the number of crashes, the policy was amended effective 01/02/2021. The amendments are strictly focused at gaining compliance with the division's pursuit policy and avoiding harm, injury, or death to the public in general.

Reported by,

Captain Brad Moos

Approved by

Chief Lee E. Graf

2020 Pursuit Data.xlsx

Case #	Compliance?	Results	Crash?	Susp. Injury	Officer Injury	Speed	Distance (Miles)	Date	Start	End	Total Time	Susp. Age	Susp. Race	M/F	Traffic Charges	Misd. Charges?	Felony Charges	Offenses of Violence	Officer	Officer	Officer
20-03881	Yes	Supervisor Decision to Terminate	No	No	No	70	0.77	Friday, January 31, 2020	152	153	1	U	U	U	No	No	No	No	Ivory	Krauss	
20-05433	No	Supervisor Decision to Terminate	No	No	No	35	1.43	Wednesday, February 12, 2020	2131	2133	2	U	U	U	No	No	No	No	Melvin	Sanders	
20-05530	Yes	Supervisor Decision to Terminate	No	No	No	50	0.25	Thursday, February 13, 2020	1800	1801	1	U	U	U	Yes	No	No	No	Melvin	Sanders	
20-06579	Yes	Supervisor Decision to Terminate	Yes	No	No	85	0.5	Saturday, February 22, 2020	252	256	4	17	M	W	Yes	Yes	No	No	Canter	Krauss	
20-11261	Yes	Pursued Stopped as a Result of a Collision	Yes	No	No	52	0.67	Saturday, March 28, 2020	50	53	3	U	U	U	No	No	No	No	Lyons		
20-12201	Yes	Supervisor Decision to Terminate	No	No	No	50	0.416	Saturday, April 4, 2020	225	225	0	25	M	B	Yes	Yes	No	No	Hawley	Sanchez	
20-13187	Yes	Pursued Escaped in Vehicle	Yes	No	No	55	3.77	Saturday, April 11, 2020	1643	1645	2	41	B	M	Yes	No	Yes	No	Melvin	Warnock	
20-14092	Yes	Officer Decision to Terminate	No	No	No	NR	NR	Saturday, April 18, 2020	2121	2121	0	41	B	M	Yes	Yes	No	No	Melvin		
20-14321	No	Pursued Vehicle Voluntarily Stopped	No	No	No	10	0.1	Monday, April 20, 2020	2034	2034	0	24	H	M	No	No	Yes	Yes	Chenoweth	Jenkins	
20-15040	Yes	Pursued Stopped as a Result of a Collision	Yes	Yes	Yes	65	13.5	Sunday, April 26, 2020	1610	1630	20	41	W	M	Yes	Yes	Yes	Yes	Chenoweth	Warnock	
20-15996	No	Pursued Vehicle Voluntarily Stopped	No	No	No	39	0.2	Monday, May 4, 2020	238	239	1	51	W	F	Yes	Yes	No	No	Sanchez	Baker	
20-16714	No	Supervisor Decision to Terminate	No	No	No	52	0.1	Saturday, May 9, 2020	232	234	2	U	U	U	No	No	No	No	Sanchez	Krauss	
20-17783	Yes	Officer Decision to Terminate	Yes	No	No	50	0.57	Saturday, May 16, 2020	1914	1917	3	46	B	M	Yes	Yes	Yes	No	Miller,K	Lykins	
20-17797	Yes	Officer Decision to Terminate	No	No	No	50	0.3	Saturday, May 16, 2020	2123	2124	1	25	B	M	Yes	Yes	Yes	No	Melvin	Craig	
20-18594	Yes	Supervisor Decision to Terminate	No	No	No	100	8.72	Friday, May 22, 2020	342	403	21	U	U	U	No	No	No	No	Peterson	Yannekis	
20-19171	Yes	Supervisor Decision to Terminate	No	No	No	NR	0.3	Monday, May 25, 2020	1813	1814	1	23	B	M	No	No	No	No	Sanders	Massie,Z	
20-24275	Yes	Officer Decision to Terminate	No	No	No	53	0.3	Wednesday, June 24, 2020	1753	1754	1	25	B	M	Yes	No	Yes	No	Melvin	Miller,K	
20-28007	No	Supervisor Decision to Terminate	No	No	No	90	1.57	Wednesday, July 15, 2020	2211	2212	1	28	B	M	Yes	No	Yes	No	Melvin	Miller,K	
20-29181	Yes	Pursued Stopped as a Result of a Collision	Yes	No	No	80	0.5	Thursday, July 23, 2020	1826	1827	1	62	W	M	Yes	Yes	Yes	No	Miller,K	Massie,Z	
20-29393	No	Officer Decision to Terminate	No	No	No	64	1	Saturday, July 25, 2020	106	106	0	U	U	U	No	No	No	No	Mercado	Mast	
20-31616	Yes	Officer Decision to Terminate	No	No	No	65	1.21	Saturday, August 8, 2020	234	234	0	U	U	U	No	No	No	No	Peterson, C		
20-33287	Yes	Supervisor Decision to Terminate	No	No	No	90	1.64	Thursday, August 20, 2020	48	49	1	U	U	U	No	No	No	No	Lyons	Lowe	Peterson, C
20-36306	Yes	Pursued Stopped as a Result of a Collision	Yes	No	No	70	1.6	Wednesday, September 9, 2020	1014	1016	2	46	B	M	Yes	Yes	Yes	No	Miller, K	Hayes	Rector-Wilson
20-37232	Yes	Officer Decision to Terminate	No	No	No	45	0.5	Wednesday, September 16, 2020	416	418	2	27	B	M	Yes	No	Yes	No	Fleming	Schmidt	
20-47057	Yes	Officer Decision to Terminate	No	No	No	48	0.2	Wednesday, November 25, 2020	38	39	1	U	U	U	No	No	No	No	Ivory		
20-49986	No	Officer Decision to Terminate	No	No	No	103	1.2	Tuesday, December 15, 2020	2037	2037	0	33	W	M	Yes	Yes	No	Yes	Melvin		